

FORT WAYNE

WOMEN'S BASKETBALL



FORT WAYNE MASTODONS 2-6, 0-0 SUMMIT LEAGUE VS EASTERN ILLINOIS PANTHERS 1-6, 0-0 OHIO VALLEY



NOVEMBER (2-5)

10	at Illinois	L, 64-50
12	LOYOLA-CHICAGO	W, 79-70
15	at Belmont	L, 74-42
18	FINDLAY	L, 75-55
21	UIC (FITNESS DAY)	L, 67-51
25	QUINCY	W, 73-72
29	at Xavier	L, 62-50

DECEMBER (0-1)

4	at Coastal Carolina	L, 67-58
8	EASTERN ILLINOIS	6 P.M.
10	MILWAUKEE	2 P.M.
16	at Michigan	2 P.M.
19	MARYVILLE	6 P.M.
21	at Valparaiso	8 P.M.
30	WESTERN ILLINOIS •	2 P.M.

JANUARY (0-0)

4	ORAL ROBERTS •	6 P.M.
6	DENVER • (PINK OUT)	2 P.M.
9	OMAHA •	6 P.M.
13	at South Dakota •	2 P.M.
18	at Western Illinois •	8 P.M.
20	at North Dakota State •	2 P.M.
27	at South Dakota State •	3 P.M.

FEBRUARY (0-0)

1	at Oral Roberts •	8 P.M.
4	at Denver •	3 P.M.
7	SOUTH DAKOTA •	6 P.M.
10	at Omaha •	2 P.M.
15	NORTH DAKOTA STATE •	6 P.M.
24	SOUTH DAKOTA STATE •	3 P.M.

MARCH (0-0)

SUMMIT LEAGUE TOURNAMENT (March 3-6)

3-4	Quarterfinals	TBD
5	Semifinals	TBD
6	Championship	TBD

• Summit League Games

CAPS/BOLD = Home Games | All Times Eastern

FORT WAYNE REFERENCES

As a part of the Fort Wayne athletic department's rebranding effort that began in 2016, we respectfully ask to refer to any athletic-related subjects as "Fort Wayne" or the "Fort Wayne Mastodons." Please refer to the school as "IPFW" or "Indiana University - Purdue University Fort Wayne". "IPFW" is not acceptable when referring to the athletic teams. References of "Fort Wayne University" or "University of Fort Wayne" ARE NOT ACCEPTABLE IN ANY CONTEXT. Please do not use "Lady 'Dons" when referring to women's teams.

LAST GAME:

L, 67-58 at Coastal Carolina (Dec. 4)

COACH:

Niecee Nelson | 2nd Season

SCORING LEADER:

Jaelencia Williams | 9.8 ppg

REBOUNDING LEADER:

Jaelencia Williams | 6.8 rpg

ASSIST LEADER:

Anna Lappenküper | 2.8 apg

STEAL LEADER:

De'Jour Young | 1.3 spg

BLOCK LEADER:

Jaelencia Williams | 1.3 bpg

TALE OF THE TAPE

CATEGORY	FORT WAYNE	EIU
POINTS SCORED	57.2	62.6
POINTS ALLOWED	68.9	69.6
FG PCT.	.386	.361
OPP. FG PCT.	.441	.414
3-POINT PCT.	.319	.286
OPP. 3-POINT PCT.	.333	.272
FREE THROW PCT.	.748	.633
REBOUNDS	33.2	37.0
REBOUND MARGIN	-0.2	-7.6
ASSISTS	10.0	13.3
TURNOVERS	16.4	14.7
STEALS	5.8	7.7
BLOCKED SHOTS	3.1	2.4

LAST GAME:

L, 67-52 vs. Bradley (Dec. 5)

COACH:

Matt Bollant | 1st Season

SCORING LEADER:

Grace Lennox | 14.3 ppg

REBOUNDING LEADER:

Jalisha Smith | 5.5 rpg

ASSIST LEADER:

Grace Lennox | 4.7 apg

STEAL LEADER:

Grace Lennox | 1.6 spg

BLOCK LEADER:

Grace McRae | 0.6 bpg

GAMEDAY INFORMATION

WHEN: Friday, December 8 | 6 p.m.

WHERE: Fort Wayne, Ind. | Gates Sports Center (1,800)

LIVE VIDEO: Fort Wayne All-Access; Mike Maahs (play-by-play), Hillary Moore (analyst)

LIVE STATS: Fort Wayne Sidarm Live Stats

LIVE AUDIO: Fort Wayne Stretch Internet

SERIES HISTORY: Eastern Illinois leads 3-1

LAST MEETING: Eastern Illinois won 68-64 | November 27, 2009 | Fort Wayne, Ind.

MASTODON PROBABLE STARTERS (SUBJECT TO CHANGE)



Jaelencia Williams

6-2

Fr.

Indianapolis, Ind. / Southport

GP	GS	PPG	RPG	Ast	FG%	3FG%	FT%
8	8	9.8	6.75	2	.458	.000	.706



Hannah Albrecht

5-7

So.

Crown Point, Ind. / Crown Point H.S. / Saint Joseph's (IN)

GP	GS	PPG	RPG	Ast	FG%	3FG%	FT%
8	8	6.6	2.63	18	.422	.462	.900



Anna Lappenküper

5-8

So.

Herne, Germany / Otto Hahn Gymnasium

GP	GS	PPG	RPG	Ast	FG%	3FG%	FT%
8	8	9.4	2.63	22	.415	.333	.750



De'Jour Young

5-7

Jr.

Fort Wayne, Ind. / Concordia Lutheran

GP	GS	PPG	RPG	Ast	FG%	3FG%	FT%
7	7	9.0	5.14	14	.338	.214	.778



Kierstyn Repp

5-10

Fr.

Archbold, Ohio / Archbold

GP	GS	PPG	RPG	Ast	FG%	3FG%	FT%
8	8	9.4	3.13	6	.353	.368	.667







GoMastodons.com/WBBstats

@FortWayneWBB

@GoMastodons

#GoDons

2017-18 SUMMIT LEAGUE STANDINGS

(as of 12/6/2017)

Team	Summit				Overall					
	Rec.	Pct.	PF	PA	Rec.	Pct.	PF	PA	Last 10	Strk.
Western Illinois	0-0	0.000	0	0	8-2	0.800	865	631	8-2	Won 3
Omaha	0-0	0.000	0	0	7-2	0.778	646	603	7-2	Won 7
South Dakota State	0-0	0.000	0	0	7-2	0.778	630	556	7-2	Won 1
Oral Roberts	0-0	0.000	0	0	6-3	0.667	589	532	6-3	Won 5
Denver	0-0	0.000	0	0	5-4	0.556	619	556	5-4	Won 1
North Dakota State	0-0	0.000	0	0	5-4	0.556	638	613	5-4	Lost 3
South Dakota	0-0	0.000	0	0	5-4	0.556	624	561	5-4	Won 1
Fort Wayne	0-0	0.000	0	0	2-6	0.250	458	551	2-6	Lost 2

2017-18 SUMMIT LEAGUE PLAYERS OF THE WEEK

Date	Player	Pos.	School	Feb. 13
Nov. 13	Macy Miller	G	South Dakota State	Feb. 19
Nov. 20	Allison Arens	G	South Dakota	Feb. 26
Nov. 27	Courtney Vaccher	C	Omaha	
	Madison Guebert	G	South Dakota State	
Dec. 4	Taylor Higginbotham	G	Western Illinois	
Dec. 11				
Dec. 18				
Dec. 25				
Jan. 1				
Jan. 8				
Jan. 16				
Jan. 22				
Jan. 29				
Feb. 5				

SUMMIT LEAGUE COMPOSITE SCHEDULE

Thursday, November 23

South Dakota 68, Oklahoma St. 76

Friday, November 24

South Dakota St. 75, North Carolina St. 67

Omaha 69, USC Upstate 69

Eastern Michigan 54, Denver 60

South Dakota 71, Indiana St. 59

Saturday, November 25

Houston Baptist 56, Oral Roberts 78

South Dakota St. 71, Charlotte 70

North Dakota St. 54, Navy 67

Miami (Ohio) 69, Denver 52

South Dakota 49, Tennessee 69

Sunday, November 26

North Dakota St. 67, at UMBG 53

Omaha 64, Wofford 60

Milwaukee 77, Western Illinois 67

Monday, November 27

Denver 83, Cal St. Fullerton 58

Wednesday, November 29

Bellevue 32, South Dakota 89

Chicago St. 54, Western Illinois 71

Oral Roberts 53, Tulsa 41

North Dakota St. 59, Colorado 108

Thursday, November 30

Graceland 69, Omaha 96

UNI 47, South Dakota St. 54

Colorado St. 61, Denver 56

Friday, December 1

Western Illinois 78, Wichita St. 65

Long Beach St. 58, Oral Roberts 64

North Dakota St. 38, Milwaukee 74

Saturday, December 2

South Dakota 55, Stephen F. Austin 77

Cal St. Fullerton 50, Oral Roberts 60

Sunday, December 3

College of Saint Mary 58, Omaha 81

Louisville 68, South Dakota St. 64

Northern Arizona 73, Denver 80

Monday, December 4

South Dakota 81, Incarnate Word 51

Tuesday, December 5

SEMO 59, Western Illinois 87

UTRGV 82, North Dakota St. 79

Wednesday, December 6

Oklahoma 61, South Dakota St. 67

Oral Roberts 76, Kansas City 73

UNI 74, Omaha 78

Thursday, December 7

Denver at UMBG 7 P.M.

Saturday, December 9

Denver at American 12 P.M.

Bakersfield at South Dakota 2 P.M.

North Dakota St. at North Dakota 2 P.M.

Western Illinois at Austin Peay 2 P.M.

Bowling Green at South Dakota St. 7 P.M.

Sunday, December 10

Creighton at Omaha 2 P.M.

Oral Roberts at Missouri St. 3 P.M.

Friday, December 15

Alcorn St. at Oral Roberts 5 P.M.

South Dakota St. at Creighton 5 P.M.

Saturday, December 16

Tulsa at South Dakota 2 P.M.

Denver at Utah St. 4 P.M.

Cal Poly at North Dakota St. 8 P.M.

Chicago St. at Oral Roberts 9:30 P.M.

Sunday, December 17

South Dakota St. at Drake 3 P.M.

Monday, December 18

Omaha at CSU 10 P.M.

Western Illinois at Stanford 10 P.M.

Tuesday, December 19

Denver at Liberty 4:30 P.M.

UC Riverside at South Dakota 8 P.M.

Wednesday, December 20

North Dakota St. at Florida International TBA

Denver at Kansas City 4:30 P.M.

Omaha at CSUN 5 P.M.

Wichita St. at South Dakota St. 8 P.M.

Thursday, December 21

North Dakota St. at TBA TBA

Oral Roberts at Utah 4 P.M.

North Dakota at South Dakota 6 P.M.

Western Illinois at Gonzaga 9 P.M.

FORT WAYNE AT A GLANCE

GENERAL INFO

Address	2101 E. Coliseum Blvd.
City/Zip	Fort Wayne, IN / 46805
Founded	1964
Enrollment	10,414
Nickname	Mastodons
Colors	Royal Blue and White
Affiliation	NCAA Division I
Conference	The Summit League
Chancellor	Ron Elsenbaumer
Athletic Director	Kelley Hartley Hutton

MEDIA SERVICES

Asst. Director / WBB Contact	Brian Alden
E-mail	aldenbs@ipfw.edu
Office Phone	(260) 481-6646
Cell Phone	(859) 468-8963
Office Fax	(260) 481-6002

COACHING STAFF

Head Coach	Niecee Nelson
Alma Mater 'Yr.	Concordia Portland '02
Record at School/Yrs.	7-30 / 2nd
Career Record/Yrs.	Same
Assistant Coach	Ty Shaw (2nd season)
Alma Mater 'Yr.	Albertson '02
Assistant Coach	Marcie Alberts (5th season)
Alma Mater 'Yr.	Ohio State '97
Assistant Coach	Carol Duncan (2nd season)
Alma Mater 'Yr.	Purdue '06
Director of Operations	Haley Seibert (3rd season)
Alma Mater 'Yr.	IPFW '15

SEASON IN REVIEW

2016-17 Overall Record	5-24
2016-17 Summit Record/Finish	2-14 / 9th
Letterwinners Returning/Lost	4 / 7
Starters Returning/Lost	2 / 3
Newcomers	9

HISTORY

First Year of Basketball	1976-77
First Year of NCAA Division I Basketball	2001-02
First Year in The Summit League	2007-08
All-Time Record	463-634
All-Time Division I Record	159-317
All-Time Summit League Record	70-99
All-time NCAA Tournament Record	0-3
Years in Post-Season play	12
Last Post-Season Game	2013-14 (WBI)
Result	L, 84-71 at UIC

First Varsity Game	12/9/76 at Huntington; L, 41-38
500th Game	1/9/97 at Saint Joseph's (IN); W, 73-61
750th Game	1/25/06 vs. Butler; L, 70-60
1,000th Game	3/19/14 at UIC; L, 84-71

First Program Victory	12/11/76 vs. Grace; W, 72-31
250th Program Victory	2/10/96 at Kentucky Wesleyan; W, 91-76

FORT WAYNE MASTODONS ROSTER

No.	Name	Ht.	Pos.	Cl.	Hometown	High School / Previous School
00	Jaelencia Williams (<i>JUH-len-see-uh</i>)	6-2	C	Fr.	Indianapolis, Ind.	Southport
3	KeShyra McCarver (<i>Key-SHY-Ruh</i>)	5-10	F	Sr.	Toledo, Ohio	Whitmer
5	Hannah Hess	5-10	G	R-Fr.	Oregon, Ohio	Clay
10	Hannah Albrecht	5-7	G	So.	Crown Point, Ind.	Crown Point / Saint Joseph's (IN)
12	Anna Lappenküper (<i>AHH-nuh LAH-pen-cooper</i>)	5-8	G	So.	Herne, Germany	Otto Hahn Gymnasium
13	De'Jour Young (<i>D-zhur</i>)	5-7	G	Jr.	Fort Wayne, Ind.	Concordia Lutheran
14	Sh'Toya Sanders * (<i>SHU-toy-yuh</i>)	6-0	F	Jr.	Fort Wayne, Ind.	Wayne / Chicago State
21	Emma Tuominen (<i>too-oh-MEH-nen</i>)	5-8	G	Fr.	Lahti, Finland	Lahden Lyseo
23	Peyton Fallis (<i>Fau-liss</i>)	5-10	G	Jr.	Indianapolis, Ind.	Heritage Christian
30	Diamond Williams	6-2	F	Fr.	Indianapolis, Ind.	Ben Davis
31	Sofia Rajala (<i>RUH-jah-Luh</i>)	6-0	F	Fr.	Helsinki, Finland	Mäkelänrinne Sports
32	Kierstyn Repp (<i>Rep</i>)	5-10	G	Fr.	Archbold, Ohio	Archbold
33	Stevie Luebbert	6-3	F	So.	Fort Wayne, Ind.	Northrop

*Will redshirt this season

Head Coach: Niecee Nelson (*KNEE-see*)

Assistant Coaches: Marcie Alberts, Carol Duncan and Ty Shaw

Director of Operations: Haley Seibert (*sigh-BERT*)

EASTERN ILLINOIS PANTHERS ROSTER

No.	Name	Pos.	Ht.	Cl.	Hometown	High School / Previous School
1	Zharia Lenoir (<i>zar-ee-a le-nor</i>)	F	6-1	So.	Pickerington, Ohio	Africentric
5	Grace Lennox (<i>len-knocks</i>)	G	5-4	Sr.	Hobart, Tasmania	Hobart
11	Karle Pace	G	5-8	Fr.	Clarksville, Tenn.	Rossvie
12	Carmen Tellez (<i>tay-yeth</i>)	G	5-8	Jr.	Madrid, Spain	Bienaventurada Virgen Maria
14	Grace McRae	F	5-11	Fr.	Melbourne, Australia	Southern Pen
15	Taylor Steele	G	5-9	Fr.	Highland, Ind.	Highland
20	Danielle Berry	G	5-8	Fr.	Foristell, Mo.	Francis Howell
21	Halle Stull (<i>hay-lee</i>)	F	6-2	So.	Rockford, Ill.	Boylan Catholic
22	Lana Marov	G/F	5-11	Fr.	Sydney, Australia	Norths
24	Katrina Christian	G	5-7	Fr.	Crothersville, Ind.	Crothersville
25	Vuyelwa Magalela*	F	6-2	Fr.	Plano, Texas	Plano West
31	Jalisha Smith (<i>nails</i>)	F	5-10	Jr.	Chicago, Ill.	Simeon
32	Jennifer Nehls	F	6-0	Fr.	Green Bay, Wis.	Denmark
44	Camino Tellez* (<i>tay-yeth</i>)	G	5-9	Fr.	Madrid, Spain	Bienaventurada Virgen Maria

*Will redshirt this season

Head Coach: Matt Bollant

Assistant Coaches: Cleve Wright, Kiley Simmons, and Alex Guyton

All-Time Results vs. Eastern Illinois

12/08/2001	H	EASTERN ILLINOIS	L, 60-78	Fort Wayne, Ind.
01/24/2003	A	Eastern Illinois	W, 71-68	Charleston, Ill.
12/13/2008	A	Eastern Illinois	L, 63-90	Charleston, Ill.
11/27/2009	H	EASTERN ILLINOIS	L, 64-68	Fort Wayne, Ind.

Overall: 1-3
League: 0-0
Home: 0-2
Away: 1-1
Neutral: 0-0

Fort Wayne vs.

17-18 OPPONENTS	All-Time	Under Nelson
Belmont	0-4	0-2
Coastal Carolina	2-3	0-2
Denver	3-6	0-2
Eastern Illinois	1-3	0-0
Findlay	1-2	0-1
Illinois	0-6	0-2
Loyola-Chicago	1-1	1-0
Maryville	0-0	0-0
Michigan	0-0	0-0
Milwaukee	2-3	0-0
North Dakota State	9-16	1-1
Omaha	5-5	1-1
Oral Roberts	5-12	0-2
Quincy	9-3	1-0
South Dakota	3-10	0-2
South Dakota State	1-29	0-2
UIC	1-4	1-1
Valparaiso	5-10	0-0
Western Illinois	10-11	0-2
Xavier	0-3	0-1
TOTALS	58-131	5-21

ON THIS DATE... DECEMBER 8 (5-11)

2013	AT #16/22 PURDUE	L, 70-91
2012	AT SIUE	L, 54-61
2010	VALPARAISO	W, 73-65
2009	AT #4 NOTRE DAME	L, 60-96
2008	AT SOUTHERN UTAH	W, 69-67
2007	UMKC	W, 62-51
2005	IUPUI	L, 50-59
2001	EASTERN ILLINOIS	L, 60-78
1992	AT TRI-STATE	L, 46-59
1990	AT CENTRAL MISSOURI	W, 70-69
1988	AT GRAND VALLEY STATE	L, 69-82
1987	AT SAGINAW VALLEY	L, 52-86
1984	AT FERRIS STATE	L, 73-85
1981	MARIAN (IN)	W, 53-52
1979	VS SAINT MARY'S (IN)	L, 53-71
1978	AT GOSHEN	L, 50-66

ALL-TIME IN DECEMBER... BY DAY AND LOCATION

Sunday	7-20
Monday	5-10
Tuesday	13-20
Wednesday	8-16
Thursday	19-17
Friday	11-17
Saturday	47-42
Home	74-46
Away	27-89
Neutral	9-7

ALL-TIME RECORD... BY DAY OF THE WEEK

Sunday	15-41
Monday	36-53
Tuesday	45-60
Wednesday	37-51
Thursday	104-125
Friday	32-53
Saturday	191-246

ALL-TIME RECORD... BY MONTH

November	62-89
December	110-142
January	135-204
February	140-166
March	17-29

Fort Wayne vs.

OHIO VALLEY	All-Time	Under Nelson
Austin Peay	0-0	0-0
Belmont	0-4	0-2
Eastern Illinois	1-3	0-0
Eastern Kentucky	1-1	1-0
Jacksonville State	0-0	0-0
Morehead State	1-2	0-0
Murray State	1-1	0-0
SIUE	9-10	0-0
Southeast Missouri State	1-1	0-0
Tennessee Martin	0-2	0-0
Tennessee State	0-0	0-0
Tennessee Tech	0-0	0-0
TOTALS	14-24	1-2

HEAD COACH NIECEE NELSON

Niecee Nelson was appointed as Fort Wayne's women's basketball head coach on April 18, 2016. An assistant coach at the University of San Diego for 11 seasons, she is the 14th head coach in the 40-year history of the program. Nelson is no stranger to Fort Wayne, however, having served as an assistant coach for the Mastodons for one season during 2004-05, after getting her start in coaching as a graduate assistant at the University of Wyoming for two seasons (2002-04).

Nelson helped lead San Diego to an overall record of 222-124 since 2005, including five consecutive 20-win seasons and postseason WNIT appearances. The Toreros, under the direction of head coach Cindy Fisher, made one NCAA Tournament appearance since '05, winning the WCC Tournament in 2008, and have made six overall appearances in the WNIT, first advancing to the event in 2007. USD was 25-8 in 2015-16, tying for the second-most wins in program history while advancing to the third round of the WNIT.

Nelson's on court responsibilities at USD included point guard and shooting guard development, while serving as the program's offensive coordinator. She has helped develop 13 All-WCC First Team guards, including Dominique Conners, a three-time honoree and USD's all-time leader in points and steals. Nelson also helped develop Amanda Rego, the program's only WCC Player of the Year (2006-07), who was the national assist leader that season, and is the school's career leader in assists.

Nelson's off court responsibilities at USD included serving as the program's academic coordinator, budget management and ordering of team equipment, including uniforms and apparel, as well as managing team travel. Additionally, she shared in the duties of recruiting as well as the opponent scouting and game strategy. Nelson has also assisted in creating practice plans and individual workouts.

Nelson was an assistant at Fort Wayne during 2004-05, with primary responsibilities in team travel, post player development, marketing and academic support. Within two months of arriving at Fort Wayne, she was promoted to recruiting coordinator, leading the charge in overseas recruiting into Brazil and Europe.

Prior to Fort Wayne, Nelson served as a graduate assistant at Wyoming with Coach Fisher. She worked closely with the staff and team on practice and game day coaching, individual workouts, academic support, film exchange, and guard and post development.

Nelson earned 2001 NAIA All-America honors at Concordia University in Portland, Oregon. A two-time team captain, she was named to the 2001 Lutheran Brotherhood All-America Team. Nelson was a two-time All-Cascade Conference First Team selection (2001, 2002), and the 1998 Cascade Conference Freshman of the Year.

Nelson graduated from Concordia in 2002 with a Bachelor of Arts degree in Education with an emphasis in Elementary Education, adding minors in Business Marketing and Psychology. She earned a Master of Science degree in Kinesiology and Health with an emphasis in Health Promotion from Wyoming in 2004.

Niecee and her husband, Steve, have two children: son Sebastian and daughter Skyler.

FORT WAYNE IN SUMMIT LEAGUE AND NCAA STATISTICS

TEAM

	Statistic	(of 345) NCAA	(of 8) Summit
Assist Turnover Ratio	0.61	292	8
Assists	80	287	8
Assists Per Game	10	320	8
Blocked Shots	25	165	4
Blocked Shots Per Game	3.1	187	3
Fewest Fouls	123	91	2
Fewest Turnovers	131	201	5
Field-Goal Percentage	38.6	234	6
Field-Goal Percentage Defense	44.1	311	8
Free Throw Attempts	107	288	8
Free Throws Made	80	232	8
Free-Throw Percentage	74.8	42	3
Personal Fouls Per Game	15.4	40	3
Rebound Margin	-0.3	195	6
Rebounds	266	238	8
Rebounds Per Game	33.25	317	7
Scoring Defense	68.9	242	8
Scoring Margin	-11.6	304	8
Scoring Offense	57.3	314	8
Steals	46	286	8
Steals Per Game	5.8	310	8
Three Pt FG Defense	33.3	240	8
Three-Point Field Goals Made	46	169	7
Three-Point Field Goals Per Game	5.8	199	7
Three-Point Field-Goal Percentage	31.9	159	6
Turnover Margin	-4.25	311	8
Turnovers Forced	12.13	333	8
Turnovers Per Game	16.4	183	7

INDIVIDUAL

	Statistic	NCAA	Summit
Blocked Shots Per Game			
Jaelencia Williams	1.25	187	4
Three-Point Field Goals Attempted			
Kierstyn Repp	57	71	5
Three-Point Field Goals Made			
Kierstyn Repp	21	79	6
Three-Point Field Goals Per Game			
Kierstyn Repp	2.63	89	2
Three-Point Field Goal Percentage			
Kierstyn Repp	36.8	176	7

As of 12/5/2017

* NCAA rank does not include schools reclassifying

Season and Career Totals

2017-18 Career

DOUBLE-DOUBLES

De' Jour Young	-	3
KeShyra McCarver	-	1

20-PLUS POINT GAMES

KeShyra McCarver	-	3
Peyton Fallis	-	1
De' Jour Young	-	1

DOUBLE-DIGIT SCORING GAMES

De' Jour Young	3	28
Anna Lappenküper	5	13
KeShyra McCarver	2	11
Peyton Fallis	-	7
Jaelencia Williams	5	5
Kierstyn Repp	4	4
Hannah Albrecht	1	1
Hannah Hess	2	2

10-PLUS REBOUND GAMES

De' Jour Young	-	4
Diamond Williams	2	2
KeShyra McCarver	-	1
Jaelencia Williams	1	1

5-PLUS ASSIST GAMES

De' Jour Young	-	3
Anna Lappenküper	1	3

3-PLUS STEAL GAMES

De' Jour Young	-	6
KeShyra McCarver	-	4
Anna Lappenküper	1	3
Peyton Fallis	-	2
Hannah Albrecht	2	2

3-PLUS THREE-POINT FG GAMES

KeShyra McCarver	-	3
Peyton Fallis	-	3
Kierstyn Repp	3	3
Anna Lappenküper	1	2
Hannah Albrecht	1	1
Hannah Hess	1	1

STARTS

De' Jour Young	7	56
KeShyra McCarver	1	39
Anna Lappenküper	8	31
Jaelencia Williams	8	8
Kierstyn Repp	8	8
Hannah Albrecht	8	8
Peyton Fallis	-	2

5-5-5 GAMES

At least 5 in three categories (pts, rbs, ast, stl or blk)

De' Jour Young	-	3
----------------	---	---

Single Game Stat Leaders

2017-18 Career

TEAM LEADER IN POINTS

De'Jour Young	1	15
Jaelencia Williams	3	3
KeShyra McCarver	-	3
Anna Lappenküper	1	3
Peyton Fallis	-	2
Kierstyn Repp	2	2
Hannah Albrecht	1	1

TEAM LEADER IN REBOUNDS

De'Jour Young	2	23
KeShyra McCarver	-	10
Jaelencia Williams	4	4
Diamond Williams	2	2
Anna Lappenküper	-	1
Peyton Fallis	-	1
Hannah Albrecht	1	1

TEAM LEADER IN ASSISTS

De'Jour Young	3	16
Anna Lappenküper	3	7
KeShyra McCarver	1	4
Hannah Albrecht	3	3
Peyton Fallis	-	2

TEAM LEADER IN STEALS

De'Jour Young	4	18
KeShyra McCarver	2	8
Anna Lappenküper	3	7
Peyton Fallis	-	4
Hannah Albrecht	3	3
Hannah Hess	2	2
Jaelencia Williams	1	1

TEAM LEADER IN BLOCKS

De'Jour Young	1	11
KeShyra McCarver	-	7
Jaelencia Williams	5	5
Anna Lappenküper	1	3
Kierstyn Repp	2	2
Peyton Fallis	-	1
Diamond Williams	1	1
Emma Tuominen	1	1

POINTS OFF THE BENCH

KeShyra McCarver	4	16
Peyton Fallis	1	13
De'Jour Young	-	3
Anna Lappenküper	-	3
Emma Tuominen	2	2
Hannah Hess	2	2

Miscellaneous Game Stats

SCORES FIRST

Fort Wayne	4
Opponents	4

HOW FORT WAYNE SCORED FIRST POINT

Free Throw	-
Jumper	2
Layup	2
Three-Pointer	4

FIRST FORT WAYNE POINT SCORED BY

Kierstyn Repp	4
Jaelencia Williams	2
Hannah Albrecht	1
De'Jour Young	1

SCORING RUNS OF 10-0 OR BETTER

Fort Wayne	1
Opponents	5

TIP-OFFS CONTROLLED

Fort Wayne	5
Opponents	3

Jaelencia Williams	5/8 (.625)
--------------------	------------

FORT WAYNE'S FIRST SUBSTITUTION

KeShyra McCarver	5
Diamond Williams	3
Peyton Fallis	1
Emma Tuominen	1

PLAYERS FOULED OUT

Fort Wayne	2
Opponents	1

KeShyra McCarver	1	11
De'Jour Young	-	3
Anna Lappenküper	-	2
Peyton Fallis	-	1
Diamond Williams	1	1

THREE- AND FOUR-POINT PLAYS

Fort Wayne	5
Opponents	6

KeShyra McCarver	-	12
De'Jour Young	1	9
Peyton Fallis	-	3
Jaelencia Williams	1	1
Anna Lappenküper	1	1
Emma Tuominen	1	1
Diamond Williams	1	1

BENCH POINTS

Fort Wayne	110 (13.8 ppg.)
Opponents	96 (12.0 ppg.)

LARGEST HALFTIME LEAD

7 (34-27) vs. Loyola-Chicago (11/12/17)

LARGEST HALFTIME DEFICIT

11 (2x) MR - (36-25) vs. Findlay (11/18/17)

LARGEST WIN

9 (79-70) vs. Loyola-Chicago (11/12/17)

LARGEST DEFEAT

32 at Belmont (11/15/17)

LARGEST LEAD

7 (9-2, 8:12 1st) at Coastal Carolina (12/4/17)

LARGEST DEFICIT

32 (74-32, 0:48 4th) at Belmont (11/15/17)

LARGEST DEFICIT OVERCOME TO WIN

8 (38-30, 7:03 3rd) vs. Quincy (11/25/17)

LARGEST LEAD GIVEN UP IN LOSS

7 (9-2, 8:12 1st) at Coastal Carolina (12/4/17)

MOST CONSECUTIVE POINTS

10 (5:21-:01 4th) at Coastal Carolina (12/4/17)

MOST CONSECUTIVE POINTS BY OPP.

17 (3:44, 2nd - 8:19, 3rd) vs. Findlay (11/18/17)

LONGEST WINNING STREAK

LONGEST LOSING STREAK

3, Nov. 15-Nov. 21

LARGEST HOME CROWD

1,289 vs. UIC (11/21/17)

LARGEST ROAD CROWD

1,148 at Illinois (11/10/17)

MOST TIME LEADING

37:29 vs. Loyola-Chicago (11/12/17)

MOST TIME LEADING IN LOSS

9:34 at Illinois (11/10/17)

MOST TIME WITH SCORE TIED

5:55 vs. Quincy (11/25/17)

MOST TIME TRAILING

39:43 at Xavier (11/29/17)

MOST LEAD CHANGES

8 vs. Quincy (11/25/17)

MOST TIE SCORES

10 vs. Quincy (11/25/17)

STARTING LINEUPS

Game	G	G	G	G/F	C
at Illinois	Lappenküper	Albrecht	Repp	Young	J. Williams
Loyola-Chicago	Lappenküper	Albrecht	Repp	Young	J. Williams
at Belmont	Lappenküper	Albrecht	Repp	Young	J. Williams
Findlay	Lappenküper	Albrecht	Repp	Young	J. Williams
UIC	Lappenküper	Albrecht	Repp	McCarver	J. Williams
Quincy	Lappenküper	Albrecht	Repp	Young	J. Williams
at Xavier	Lappenküper	Albrecht	Repp	Young	J. Williams
at Coastal Carolina	Lappenküper	Albrecht	Repp	Young	J. Williams
Eastern Illinois					
Milwaukee					
at Michigan					
Maryville					
at Valparaiso					
Western Illinois					
Oral Roberts					
Denver					
Omaha					
at South Dakota					
at Western Illinois					
at North Dakota State					
at South Dakota State					
at Oral Roberts					
at Denver					
South Dakota					
at Omaha					
North Dakota State					
South Dakota State					

BY ROTATION

2-5	Lappenküper	Albrecht	Repp	Young	J. Williams
0-1	Lappenküper	Albrecht	Repp	McCarver	J. Williams

BY PLAYER

Lappenküper	2-6
Albrecht	2-6
Repp	2-6
Young	2-5
J. Williams	2-6
McCarver	0-1

TOP-10 BENCH SCORERS...

Player	Pts.	Opponent	Date
KeShyra McCarver	12	vs. Loyola-Chicago	11/12/2017
Hannah Hess	11	at Coastal Carolina	12/4/2017
Hannah Hess	10	at Xavier	11/29/2017
KeShyra McCarver	10	at Illinois	11/10/2017
KeShyra McCarver	9	vs. Quincy	11/25/2017
Diamond Williams	7	at Coastal Carolina	12/4/2017
KeShyra McCarver	6	vs. Findlay	11/18/2017
Emma Tuominen	5	vs. Findlay	11/18/2017
Emma Tuominen	5	at Belmont	11/15/2017
Peyton Fallis	4	vs. UIC	11/21/2017
Emma Tuominen	4	vs. UIC	11/21/2017

WHY MASTODONS?...

It all started about 10,000 years ago...

That's when mastodons roamed the southern Great Lakes region of North America. These stocky versions of modern elephants reached heights of about ten feet at the shoulder, with tusks that curved upward that were six feet or more in length. Mastodons were browsers who fed mostly on leaves and twigs from small trees and shrubs.

One such mastodon found its final resting place about two miles south of Angola, Indiana, on land that would eventually become part of Orsie Routsong's farm. In the fall of 1968, Routsong decided to expand a small pond on his property. An excavator was hired and instructed to pile the excavated material around the edge of the pond. Several days after the excavation was finished a heavy rain storm pounded the piles of dirt.

The next day, a young neighbor boy of Routsong's discovered a large bone in one of the dirt piles. Routsong knew it was something out of the ordinary, so he called Jack Sunderman, chair of the IPFW Geology Department, to identify the bone, and to ask for advice on what to do with it. Sunderman says his first question was, "How big is the bone," with Routsong's answer being "pretty big, maybe 3 or 4 feet long."

When Sunderman got to the farm, he identified the bone as a leg bone of a mastodon. He told Routsong a skeleton like this would have scientific and instructional value if a large portion of it could be located. Routsong agreed, and also agreed to have the IPFW Geology Department do the excavation. Sunderman got two more faculty members, Geoffrey Matthews and Bernd Erdtmann, and several geology students to help in the project.

After all the mastodon bones were collected, cleaned, and preserved, Routsong agreed to have the adult mastodon skeleton placed on permanent display at IPFW; the skull of a baby mastodon is now on loan to Science Central.

In the spring of 1970, The Communicator (IPFW's student newspaper) began a drive to come up with a mascot for IPFW. Some of the suggested choices included the Boiler-Hoosiers, Warhawks, Marauders, Frontiersmen, Pioneers, Elfs, and Hobbits. Those names and others came from student suggestions. Steve Pettyjohn, who served as the student body president in 1968-69, wrote a letter to the editor about the school mascot. In his letter, Pettyjohn extolled the virtues of choosing the mastodon as IPFW's mascot: "It sounds different, strange - that's exactly why. It's different and yes, even strange. For God's Sakes, let's have the courage to be a little different."

In the meantime, former Indiana Congressman Mark Souder, who served as student body president in 1969-70, recalls being lobbied by the Geology Club to choose the mastodon.

According to Nusbaumer, "Souder appointed a committee in student government to select a name although he was lobbying hard for the mastodon." After some discussion on the subject, Souder says a vote was taken by the committee and the mastodon came out the winner. Souder finished his recollection with these thoughts. "History shows that the advocacy of the geology club was correct. The fast, decisive action of the elected student government—though it did not please everyone and was not a precedent that the University desired to see—has also been upheld by history as IPFW regularly scores high in any list of unique university nicknames; even in this era when everybody strives to be different. We did it decades ago."

WHAT IS A MASTODON?...

(ACCORDING TO WIKIPEDIA)

Mastodons are any species of extinct proboscideans (mammals with tusks and long, muscular trunks) in the genus *Mammut*, distantly related to elephants, that inhabited North and Central America during the late Miocene or late Pliocene up to their extinction at the end of the Pleistocene 10,000 to 11,000 years ago. Mastodons lived in herds and were predominantly forest dwelling animals that fed on a mixed diet of browsing and grazing with a seasonal preference for browsing, in contrast to living elephants that are mostly grazing animals.

Modern reconstructions based on partial and skeletal remains reveal that mastodons were very similar in appearance to elephants and, to a lesser degree, mammoths, though not closely related to either one. Compared to mammoths, mastodons had shorter legs, a longer body and were more heavily muscled, a build similar to that of the current Asian elephants. The average body size of the species was around 2.3 m (7 ft 7 in) in height at the shoulders, corresponding to a large female or a small male, but large males could grow up to 2.8 m (9 ft 2 in) in height and weigh as much as 4.5 tonnes (5 short tons).

FORT WAYNE WHEN...	2017-18	NELSON
Overall	2-6	7-30
Home	2-2	5-12
Road	0-4	1-17
Neutral	0-0	1-1
At Memorial Coliseum	0-0	0-2
Wearing White	1-0	1-0
Wearing Grey	1-1	1-1
Wearing Blue	0-4	0-4
Wearing Pink	-	-
Summit League	0-0	2-14
Summit League Home	0-0	2-6
Summit League Road	0-0	0-8
Non-League	2-6	5-16
Non-League Home	2-2	3-6
Non-League Road	0-4	1-9
Following a win	0-2	0-7
Following a loss	2-3	7-21
Against top 25 (AP) teams	0-0	0-0
Against Mid-Major top 25 teams	0-1	0-6
In Overtime	0-1	0-1
In Multiple Overtimes	0-0	0-0
Regular Season Tournaments	0-0	1-2
Postseason	0-0	0-0
Wins Tip	2-3	4-9
Scores First	2-2	3-8
Leads after 1st quarter	2-1	4-5
Trails after 1st quarter	0-5	3-25
Tied after 1st quarter	0-0	0-0
Leads at half	1-0	4-3
Trails at half	1-6	3-26
Tied at half	0-0	0-1
Leading with 5:00 left	1-0	5-0
Trailing with 5:00 left	1-6	2-30
Tied with 5:00 left	0-0	0-0
Shoots ≥ 50%	1-0	1-0
Shoots < 50%	1-6	6-30
Opponent shoots ≥ 50%	0-1	1-13
Opponent shoots < 50%	2-5	6-17
Shoots better than opp.	1-1	4-2
Shoots worse than opp.	1-5	3-28
Makes 5+ 3-Pt. shots	2-3	5-9
Makes 9+ 3-Pt. shots	1-2	1-2
More 3-Pt. made than opp.	1-3	4-8
Has equal 3-Pt. made	0-1	0-2
Fewer 3-Pt. made than opp.	1-2	3-20
Shoots 3-Pt. better than opp.	2-3	5-6
Shoots 3-Pt. worse than opp.	0-3	2-24
Shoots 3-Pt. 35% or better	2-1	6-8
Shoots 3-Pt. less than 35%	0-5	1-22
Opp. Shoots 3-Pt. 35% or better	1-3	2-25
Opp. Shoots 3-Pt. less than 35%	1-3	5-5
More FTs made than opp.	1-2	6-10
Has equal FTs made	0-0	0-1
Fewer FTs made than opp.	1-4	1-19
Out-rebounds opp.	0-4	4-11
Has equal rebounds	1-0	1-1
Is out-rebounded	1-2	2-18
More turnovers than opp.	1-5	3-19
Has equal turnovers as opp.	0-1	0-2
Fewer turnovers than opp.	1-0	4-9
More assists than opp.	0-2	1-4
Has equal assists	0-0	2-1
Fewer assists than opp.	2-4	4-25
More blocks than opp.	2-2	2-4
Has equal blocks	0-0	1-1
Fewer blocks than opp.	0-4	4-25
More steals than opp.	1-0	5-8
Has equal steals	0-1	0-2
Fewer steals than opp.	1-5	2-20
More fouls than opp.	1-3	2-21
Has equal fouls	0-0	0-0
Fewer fouls than opp.	1-3	5-9

Plays a team with ≥.500 record	1-5	3-23
Plays a team with <.500 record	1-1	4-7
Plays in the state of Indiana	2-2	5-15
Plays outside Indiana	0-4	1-15
Plays in Eastern Time Zone	2-4	6-20
Plays in Central Time Zone	0-2	1-9
Plays in Mountain Time Zone	0-0	0-1
Plays in Pacific Time Zone	0-0	0-0
Plays during the day	2-2	5-15
Plays at night (5pm or later)	0-4	2-15
Plays in November	2-5	4-11
Plays in December	0-1	2-7
Plays in January	0-0	1-6
Plays in February	0-0	1-6
Plays in March	0-0	0-0
Plays on Sunday	1-0	1-0
Plays on Monday	0-1	0-3
Plays on Tuesday	0-1	0-3
Plays on Wednesday	0-2	2-8
Plays on Thursday	0-0	0-3
Plays on Friday	0-1	0-3
Plays on Saturday	1-1	4-10
Attendance is ≤ 999	2-4	7-22
Attendance is ≥ 1,000	0-2	0-8
Margin is 1 point	1-0	1-0
Margin is between 2-5	0-0	2-0
Margin is between 6-10	1-1	3-4
Margin is between 11-20	0-4	1-13
Margin is more than 20	0-1	0-12
Scores ≤ 49 pts.	0-1	0-6
Scores 50-59 pts.	0-5	0-20
Scores 60-69 pts.	0-0	3-2
Scores 70-79 pts.	2-0	4-2
Scores 80-89 pts.	0-0	0-0
Scores 90-99 pts.	0-0	0-0
Scores 100+ pts.	0-0	0-0
Opponent Scores ≤ 49 pts.	0-0	0-0
Opponent scores 50-59 pts.	0-0	3-1
Opponent scores 60-69 pts.	0-4	2-12
Opponent scores 70-79 pts.	2-2	2-11
Opponent scores 80-89 pts.	0-0	0-6
Opponent scores 90-99 pts.	0-0	0-0
Opponent scores 100+ pts.	0-0	0-0
Force 20 or more turnovers	0-0	1-3
Commit 15 or more turnovers	0-5	2-18
Make 10 or more steals	0-0	2-3
Starters outscore opp. starters	1-0	5-2
≤ 2 players score 10+ pts.	0-5	2-20
3 players score 10+ pts.	1-1	1-9
4+ players score 10+ pts.	1-0	4-1
1+ player with 20+ points	0-0	0-4
1+ player with 10+ rebounds	0-2	0-6
1+ player with double-double	0-0	0-3
1+ player with 5+ 3-Pt. made	0-2	0-2
1+ FW player fouls out	0-1	3-12
More bench points	2-2	4-11
Has equal bench points	0-1	0-1
Fewer bench points	0-3	3-18
More points in the paint	1-0	4-3
Has equal points in the paint	0-0	0-1
Fewer points in the paint	1-6	3-26
More points off turnovers	1-0	3-4
Has equal points off turnovers	0-1	1-2
Fewer points off turnovers	1-5	3-23
More 2nd chance points	1-1	5-12
Has equal 2nd chance points	0-0	0-1
Fewer 2nd chance points	1-5	2-17
More fast break points	0-0	2-5
Has equal fast break points	0-1	0-5
Fewer fast break points	2-5	5-20
Longest Winning Streak	1	1
Longest Losing Streak	3	7
Current Streak	L2	

FOUNTAIN OF YOUTH...

Fort Wayne enters the 2017-18 season with only four players returning from last season that played, and nine players that have never played for the Mastodons. The roster features eight new players, plus a redshirt freshman. Of those nine new players, six are freshmen, two are sophomore transfers and one is a junior transfer that will sit out this season.

Among all Division I programs that provided information, the Mastodons have the seventh highest percentage of newcomers on its roster. The team is also 12th in freshman percentage and 16th in underclassmen percentage. Among those surveyed, Fort Wayne was one of only four teams to rank in the top-16 of all three categories. Those four teams are listed below.

Team	Total Size	Fr. & So.	Fr.	Newcomers
Alabama A&M	14	13 (.929)	9 (.643)	10 (.714)
Northern Ky.	13	11 (.846)	7 (.538)	8 (.615)
Fort Wayne	13	9 (.692)	6 (.462)	9 (.692)
Florida Int'l	11	8 (.727)	5 (.455)	7 (.636)

MAKING THE ROUNDS...

Of the current 32 Division I basketball conferences, Fort Wayne has taken on at least one school, currently or when they played, in all but four of those leagues. The four remaining conferences the Mastodons have yet to play are: Colonial Athletic Association, Ivy League, Southwestern Athletic Conference, and West Coast Conference. Three other leagues (Big Sky Conference, Pacific 12 Conference, and Southland Conference) Fort Wayne played a current member while they were a part of another conference.

SEASON OPENERS...

After it's loss to Illinois to open the season, the Fort Wayne women's basketball team now has an all-time record of 16-26 in its season openers. The 'Dons last victory in a season opener came during the 2015-16 season when they defeated Trine.

The last time Fort Wayne went on the road to open the season, came against the same Illini squad during the 2014-15 season. The 'Dons nearly pulled off the upset, as the game was tied with 2:14 to go. In the game, current senior KeShyra McCarver had a double-double in her first game as Mastodon freshman with 22 points and 14 rebounds.

SUMMIT LEAGUE PRESEASON POLL...

Fort Wayne was picked to finish ninth in the Summit League preseason poll of the league's head coaches. The Mastodons received 60 points as coaches were not allowed to vote for their own teams.

South Dakota State was tabbed as the preseason favorite to win the 2017-18 Summit League Championship, receiving 16 first-place votes to finish atop the poll with 380 points.

2016-17 Summit League Preseason Poll

Place	Team	Points (1st)
1.	South Dakota State	380 (16)
2.	Western Illinois	372 (12)
3.	South Dakota	307
4.	Oral Roberts	238
5.	Omaha	185
6.	North Dakota State	150
7.	Denver	143
8.	Fort Wayne	60

Preseason Player of the Year:

Emily Clemens, Western Illinois

First Team

Name	School	Pos.	Year
Allison Arens	South Dakota	G	Jr.
Morgan Blumer	Western Illinois	G	Sr.
Emily Clemens	Western Illinois	G	Sr.
Madison Guebert	South Dakota State	G	Jr.
Macy Miller	South Dakota State	G	R-Jr.
Ellie Thompson	South Dakota State	F	Sr.

Second Team

Name	School	Pos.	Year
Ciara Duffy	South Dakota	G	So.
Taylor Higginbotham	Western Illinois	G	Jr.
Faith Ihim	Oral Roberts	F	Sr.
Maria Martianeaz	Oral Roberts	F	Jr.
Taylor Thunstedt	North Dakota State	G	Sr.

FUTURE 'DONS...

The Mastodons signed three players during the early signing period. The 'Dons signed high school seniors Amaya Johns (Plainfield, Ill./ Oswego East) and Ellie Dykstra (Byron Center, Mich./Byron Center), and transfer Laykn Gulley (Fort Wayne, Ind./Southeast Missouri State/Southside H.S.). Johns and Dykstra will begin play for the Mastodons in the fall of 2018, while Gulley will be available in the spring of 2019.

Dykstra, a 6-1 guard, is a two-sport standout in both volleyball and basketball. She is a three-time Class A All-Ottawa-Kent Conference basketball selection as well as a three-time All-Area honoree. She has been named a Basketball Coaches Association of Michigan Class A Honorable Mention the last two seasons. Dykstra helped lead the Bulldogs to a conference and district title in 2015-16 and another conference title in 2016-17.

Johns, a 5-9 guard, was a 2016-17 All-Southwest Prairie Conference selection. She was also named to the Record/Ledger Second Team All-Area as a junior. Last season, Johns averaged 10.0 points a game to go along with 4.0 rebounds and 1.7 assists, while setting a school record for free throws made in a season with 71. She helped lead her team to back-to-back conference titles, including a 24-5 record last season and a No. 4 ranking in the state by the Associated Press.

Gulley, a 5-8 guard, most recently played at SEMO where she ranked third in the Ohio Valley Conference in 3-point field goal percentage. She spent the 2015-16 season at Owens Community College, where she was a first team All-Ohio Community College Athletic Conference selection. While at Owens, Gulley set single-season records with 103 steals and 104 three-pointers made. Her 445 points that season rank 20th all-time in Owens history. Her prolific shooting helped lead Owens to the National Junior College Athletic Association Division II National Tournament, where they finished fifth. As a local product from Southside High School, she led her team to a 24-4 record with a trip to the state title ga

WOMEN'S MID-MAJOR POLL...

(Dec. 5)

Rank	School	Rec.	Pts.
1	Green Bay (31)	6-1	775
2	South Dakota State	6-2	724
3	Belmont	7-2	693
4	FGCU	6-1	686
5	Northern Colorado	6-1	600
6	Elon	6-2	574
7	Buffalo	5-1	538
8	UC Davis	7-0	532
9	Central Michigan	6-1	522
10	Chattanooga	6-3	450
11	Princeton	4-2	436
12	Saint Mary's	5-2	374
13	Drake	3-4	352
14	Mercer	6-2	345
15	Navy	7-0	322
16	Quinnipiac	3-3	301
17	New Hampshire	6-2	278
18	Gonzaga	3-4	239
19	UT Arlington	5-2	224
20	Ball State	6-0	190
21	IUPUI	6-1	187
22	Toledo	5-1	123
23	Wright State	6-2	110
24	South Dakota	4-4	70
25	Western Illinois	7-2	51

OTHERS RECEIVING VOTES: Loyola Marymount 45, James Madison 42, Penn 40, Brown 38, Little Rock 34, Albany 33, Idaho State 18, Troy 18, Ohio 14, William & Mary 13, South Alabama 12, Dartmouth 11, Bucknell 10, **Milwaukee 9**, Army 8, Texas State 7, Drexel 6, Harvard 6, Northern Illinois 5, San Diego 5, BYU 2, Northern Iowa 1, Pepperdine 1, Stephen F Austin 1.

ACTIVE CAREER LEADERS...

Points	De'Jour Young, 620
Rebounds	De'Jour Young, 300
Field Goals Made	De'Jour Young, 229
3-Pointers Made	KeShyra McCarver, 53
Free Throws Made	De'Jour Young, 139
Assists	De'Jour Young, 107
Steals	De'Jour Young, 69
Blocked Shots	De'Jour Young, 17
Games Played	KeShyra McCarver, 93
Games Started	De'Jour Young, 57
Minutes Played	De'Jour Young, 1,828

Gates Center Attendance Records

1.	1/19/2002	Toledo	1,827
2.	12/10/2006	Indiana	1,801
3.	11/19/2004	Bowling Green	1,438
4.	11/21/2017	UIC	1,289
5.	12/29/2013	Ball State	1,278
6.	1/24/2015	Denver	1,215
7.	1/13/1996	Southern Indiana	1,150
8.	12/6/2014	Northern Kentucky	1,147
9.	12/6/2012	Purdue	1,124
10.	11/12/2013	Indiana	1,085

FORT WAYNE WINS VS. LOSSES...

Category	Wins	Losses
Points per game	76.0	51.0
Opp. points per game	71.0	68.2
FG pct.	.505	.347
Opp. field goal pct.	.448	.438
3 pt. FG pct.	.441	.282
Opp. 3 pt. FG pct.	.333	.333
Free throw pct.	.784	.729
Opp. Free throw pct.	.714	.756
Rebounds per game	28.5	34.8
Opp. Rebounds per game	31.5	34.2
Rebound margin	-3.0	+0.7
Assists per game	10.5	9.8
Opp. Assists per game	12.0	13.2
Turnovers per game	12.5	17.7
Opp. Turnovers per game	12.5	12.0
Turnover margin	0.0	-5.7
Steals per game	6.5	5.5
Opp. Steals per game	3.5	8.3
Blocks per game	5.0	2.5
Opp. Blocks per game	2.0	3.0
Fouls per game	17.0	14.8
Opp. Fouls per game	18.0	12.7

FORT WAYNE INDIVIDUAL GAME HIGHS

Points	19	Anna Lappenküper at Xavier (11/29/17)
Field Goals Made	7	Anna Lappenküper at Xavier (11/29/17)
Field Goal Att.	14	Anna Lappenküper at Coastal Carolina (12/04/17)
	14	Kierstyn Repp at Coastal Carolina (12/04/17)
	14	De'Jour Young vs Quincy (11/25/17)
	14	De'Jour Young at Belmont (11/15/17)
	14	Jaelencia Williams vs Loyola-Chicago (11/12/17)
FG Pct (min 6 made)	.667 (6-9)	Jaelencia Williams vs Findlay (11/18/17)
3-Point FG Made	6	Kierstyn Repp at Coastal Carolina (12/04/17)
3-Point FG Att.	13	Kierstyn Repp at Coastal Carolina (12/04/17)
3-Pt FG Pct (min 3 made)	.750 (3-4)	Anna Lappenküper vs Quincy (11/25/17)
	.750 (3-4)	Hannah Albrecht vs Loyola-Chicago (11/12/17)
Free Throws Made	8	Anna Lappenküper vs Loyola-Chicago (11/12/17)
Free Throw Att.	9	Anna Lappenküper vs Loyola-Chicago (11/12/17)
FT Pct (min 8 made)	.889 (8-9)	Anna Lappenküper vs Loyola-Chicago (11/12/17)
Rebounds	10	Diamond Williams at Coastal Carolina (12/04/17)
	10	Diamond Williams vs UIC (11/21/17)
	10	Jaelencia Williams at Illinois (11/10/17)
Assists	6	Hannah Albrecht at Coastal Carolina (12/04/17)
Steals	3	Hannah Albrecht vs UIC (11/21/17)
Blocked Shots	3	Jaelencia Williams vs Loyola-Chicago (11/12/17)

FORT WAYNE TEAM GAME HIGHS

POINTS	79	LOYOLA-CHICAGO (11/12/17)
FIELD GOALS MADE	30	QUINCY (11/25/17)
FIELD GOAL ATTEMPTS	63	at Coastal Carolina (12/04/17)
FIELD GOAL PERCENTAGE	.566 (30-53)	QUINCY (11/25/17)
3 PT FIELD GOALS MADE	9	at Coastal Carolina (12/04/17)
	9	LOYOLA-CHICAGO (11/12/17)
	9	at Illinois (11/10/17)
3 PT FG ATTEMPTS	27	at Coastal Carolina (12/04/17)
3 PT FG PERCENTAGE	.500 (9-18)	LOYOLA-CHICAGO (11/12/17)
FREE THROWS MADE	22	LOYOLA-CHICAGO (11/12/17)
FREE THROW ATTEMPTS	28	LOYOLA-CHICAGO (11/12/17)
FREE THROW PERCENTAGE	.842 (16-19)	FINDLAY (11/18/17)
REBOUNDS	41	at Coastal Carolina (12/04/17)
ASSISTS	14	at Coastal Carolina (12/04/17)
	14	QUINCY (11/25/17)
STEALS	9	LOYOLA-CHICAGO (11/12/17)
BLOCKED SHOTS	6	LOYOLA-CHICAGO (11/12/17)
TURNOVERS	21	at Illinois (11/10/17)
FOULS	27	UIC (11/21/17)

FORT WAYNE TEAM GAME LOWS

POINTS	42	at Belmont (11/15/17)
FIELD GOALS MADE	16	at Belmont (11/15/17)
FIELD GOAL ATTEMPTS	47	UIC (11/21/17)
FIELD GOAL PERCENTAGE	.276 (16-58)	at Belmont (11/15/17)
3 PT FIELD GOALS MADE	2	at Belmont (11/15/17)
3 PT FG ATTEMPTS	13	at Belmont (11/15/17)
	13	UIC (11/21/17)
3 PT FG PERCENTAGE	.150 (3-20)	FINDLAY (11/18/17)
FREE THROWS MADE	5	at Illinois (11/10/17)
	5	at Xavier (11/29/17)
	5	at Coastal Carolina (12/04/17)
FREE THROW ATTEMPTS	6	at Illinois (11/10/17)
	6	at Xavier (11/29/17)
FREE THROW PERCENTAGE	.600 (12-20)	UIC (11/21/17)
REBOUNDS	24	QUINCY (11/25/17)
ASSISTS	4	at Belmont (11/15/17)
STEALS	4	UIC (11/21/17)
	4	QUINCY (11/25/17)
BLOCKED SHOTS	0	UIC (11/21/17)
TURNOVERS	12	at Belmont (11/15/17)
	12	QUINCY (11/25/17)
FOULS	9	at Belmont (11/15/17)

OPPONENT INDIVIDUAL GAME HIGHS

Points	32	Kailyn Strawbridge vs Loyola-Chicago (11/12/17)
Field Goals Made	12	Kailyn Strawbridge vs Loyola-Chicago (11/12/17)
Field Goal Att.	22	Kailyn Strawbridge vs Loyola-Chicago (11/12/17)
FG Pct (min 6 made)	.750 (6-8)	Anna Hintz vs Findlay (11/18/17)
3-Point FG Made	7	Jas Adams at Coastal Carolina (12/04/17)
3-Point FG Att.	10	Jas Adams at Coastal Carolina (12/04/17)
	10	Brittany Byrd vs UIC (11/21/17)
3-Pt FG Pct (min 3 made)	.700 (7-10)	Jas Adams at Coastal Carolina (12/04/17)
Free Throws Made	12	Taylor Toney vs UIC (11/21/17)
Free Throw Att.	14	Brittany Byrd vs UIC (11/21/17)
FT Pct (min 8 made)	1.000 (12-12)	Taylor Toney vs UIC (11/21/17)
	1.000 (10-10)	Anika Webster vs Quincy (11/25/17)
Rebounds	12	Sally McCabe at Belmont (11/15/17)
Assists	6	DJ Williams at Coastal Carolina (12/04/17)
	6	Jada Byrd at Xavier (11/29/17)
	6	Darby Maggard at Belmont (11/15/17)
Steals	4	Naheria Hamilton at Coastal Carolina (12/04/17)
Blocked Shots	4	Sally McCabe at Belmont (11/15/17)

OPPONENT TEAM GAME HIGHS

POINTS	75	FINDLAY (11/18/17)
FIELD GOALS MADE	29	at Belmont (11/15/17)
FIELD GOAL ATTEMPTS	63	at Belmont (11/15/17)
	63	at Illinois (11/10/17)
FIELD GOAL PERCENTAGE	.529 (27-51)	FINDLAY (11/18/17)
3 PT FIELD GOALS MADE	9	at Belmont (11/15/17)
3 PT FG ATTEMPTS	23	QUINCY (11/25/17)
	23	at Belmont (11/15/17)
3 PT FG PERCENTAGE	.538 (7-13)	at Coastal Carolina (12/04/17)
FREE THROWS MADE	22	UIC (11/21/17)
FREE THROW ATTEMPTS	30	UIC (11/21/17)
FREE THROW PERCENTAGE	1.000 (7-7)	at Belmont (11/15/17)
REBOUNDS	44	at Belmont (11/15/17)
ASSISTS	22	at Belmont (11/15/17)
STEALS	13	at Illinois (11/10/17)
BLOCKED SHOTS	7	at Belmont (11/15/17)
TURNOVERS	17	at Coastal Carolina (12/04/17)
FOULS	21	LOYOLA-CHICAGO (11/12/17)

OPPONENT TEAM GAME LOWS

POINTS	62	at Xavier (11/29/17)
FIELD GOALS MADE	21	UIC (11/21/17)
FIELD GOAL ATTEMPTS	51	FINDLAY (11/18/17)
FIELD GOAL PERCENTAGE	.350 (21-60)	UIC (11/21/17)
3 PT FIELD GOALS MADE	3	UIC (11/21/17)
3 PT FG ATTEMPTS	13	at Coastal Carolina (12/04/17)
3 PT FG PERCENTAGE	.167 (3-18)	UIC (11/21/17)
FREE THROWS MADE	6	at Xavier (11/29/17)
FREE THROW ATTEMPTS	7	at Belmont (11/15/17)
FREE THROW PERCENTAGE	.533 (8-15)	LOYOLA-CHICAGO (11/12/17)
REBOUNDS	28	FINDLAY (11/18/17)
ASSISTS	8	at Illinois (11/10/17)
STEALS	1	LOYOLA-CHICAGO (11/12/17)
BLOCKED SHOTS	0	FINDLAY (11/18/17)
TURNOVERS	8	UIC (11/21/17)
FOULS	11	at Xavier (11/29/17)
	11	at Coastal Carolina (12/04/17)

FORT WAYNE TEAM RECORDS (MIN. 20 GAMES)

Record	
MOST WINS.....	23 (1995-96)
MOST LOSSES.....	24 (1998-99)
MOST GAMES PLAYED.....	31 (2010-11)
Points	
GAME HIGH.....	117, vs Tri-State (12/3/88)
SEASON HIGH.....	2,431 (1989-90)
GAME LOW.....	28, Indiana State (12/28/02)
SEASON LOW.....	1,110 (1978-79)
Field Goals Made	
GAME HIGH.....	48, at Southern Indiana (2/7/91)
SEASON HIGH.....	901 (1989-90)
GAME LOW.....	11, Wichita State (11/8/2013)
	11, Winthrop (12/23/05)
SEASON LOW.....	443 (1978-79)
Field Goal Attempts	
GAME HIGH.....	92, at Purdue (11/21/04)
SEASON HIGH.....	1,864 (2007-08)
GAME LOW.....	38, Wichita State (11/8/13)
SEASON LOW.....	1,263 (1978-79)
Field Goal Percentage	
GAME HIGH.....	.720 (36-of-50), at IUPUI (1/23/92)
SEASON HIGH.....	.492 (877-1782), (1991-92)
GAME LOW.....	.163 (15-of-92), Purdue (11/21/04)
LOW SEASON.....	.331 (595-1798), (2004-05)
3-Point Field Goals Made	
GAME HIGH.....	18, at Missouri-St. Louis (2/15/01)
SEASON HIGH.....	271 (2013-14)
GAME LOW.....	0, Several times
SEASON LOW.....	13 (1992-93)

3-Point Field Goal Attempts	
GAME HIGH.....	48, vs Bowling Green (11/19/04)
	48, vs Grace (12/11/99)
SEASON HIGH.....	743 (2013-14)
GAME LOW.....	0, Several times
SEASON LOW.....	59 (1992-93)
3-Point Field Goal Percentage (min. 10 att.)	
GAME HIGH.....	.800 (8-of-10), at Cleveland State (1/26/04)
SEASON HIGH.....	.430 (89-207), (1989-90)
GAME LOW.....	.000 (0-of-10), St. Joseph's (1/3/91)
LOW SEASON.....	.220 (44-200), (1997-98)
Free Throws Made	
GAME HIGH.....	42, vs NKU (12/21/95)
SEASON HIGH.....	604 (1995-96)
GAME LOW.....	1, Indianapolis (2/20/97)
	1, Indianapolis (3/6/1993)
SEASON LOW.....	214 (1979-80)
Free Throw Attempts	
GAME HIGH.....	52, vs NKU (12/21/95)
	52, at Wayne State (11/16/90)
SEASON HIGH.....	821 (1991-92)
GAME LOW.....	2, Ashland (2/20/88)
SEASON LOW.....	382 (1982-83)
Free Throw Percentage (min. 10 made/20 att.)	
GAME HIGH.....	1.000 (24-of-24), vs Indiana (11/12/13)
SEASON HIGH.....	.794 (409-515), (2012-13)
GAME LOW.....	.433 (13-of-30), Kentucky (11/21/03)
SEASON LOW.....	.483 (224-464), (1978-79)

Rebounds	
GAME HIGH.....	65, vs Shippensburg (11/19/95)
SEASON HIGH.....	1,244 (1991-92)
GAME LOW.....	18, IUPUI (3/2/13)
SEASON LOW.....	132 (1978-79)
Assists	
GAME HIGH.....	31, at Southern Indiana (2/7/91)
SEASON HIGH.....	551 (1994-95)
GAME LOW.....	1, Wichita State (11/8/13)
	1, Hampton (11/29/86)
SEASON LOW.....	125 (1980-81)
Blocks	
GAME HIGH.....	11, vs Indiana Tech (11/23/10)
	11, vs Kalamazoo (12/2/05)
SEASON HIGH.....	119 (2009-10)
GAME LOW.....	0, Several times
SEASON LOW.....	18 (1986-87)
Steals	
GAME HIGH.....	25, vs Kalamazoo (12/2/05)
SEASON HIGH.....	315 (1990-91)
GAME LOW.....	0, St. Bonaventure (12/2/08)
	0, UMBC (12/20/05)
SEASON LOW.....	188 (2008-09)
Turnovers	
GAME HIGH.....	40, Hampton (12/4/87)
SEASON HIGH.....	655 (1989-99)
GAME LOW.....	.5, North Dakota State (1/5/09)
SEASON LOW.....	184 (1980-81)

FORT WAYNE INDIVIDUAL QUARTER HIGHS

Points	12	Kierstyn Repp, 1st, at Coastal Carolina (12/4/17)
FG Made	4 (2x)	MR - Kierstyn Repp, 1st, at Coastal Carolina (12/4/17)
FG Att.	6 (2x)	MR - Kierstyn Repp, 1st, at Coastal Carolina (12/4/17)
3-Pt FG Made	4	Kierstyn Repp, 1st, at Coastal Carolina (12/4/17)
3-P FG Att.	6	Kierstyn Repp, 1st, at Coastal Carolina (12/4/17)
FT Made	7	KeShyra McCarver, 4th, vs Loyola-Chicago (11/12/17)
FT Att.	8	KeShyra McCarver, 4th, vs Loyola-Chicago (11/12/17)
Rebounds	5 (2x)	Diamond Williams, 1st, at Coastal Carolina (12/4/17)
Offensive Rebounds	4	Diamond Williams, 1st, vs UIC (11/21/17)
Defensive Rebounds	3 (6x)	MR - Diamond Williams, 1st, at Coastal Carolina (12/4/17)
Fouls	3 (3x)	Anna Lappenküper, 4th, vs UIC (11/21/17)
Assists	3 (4x)	MR - Hannah Albrecht, 1st, at Coastal Carolina (12/4/17)
Blocked Shots	1	Many Times
Steals	2 (4x)	MR - Hannah Albrecht, 1st, vs UIC (11/21/17)

FORT WAYNE TEAM QUARTER HIGHS

Points	25	4th, vs Quincy (11/25/17)
1st Quarter Points	20	vs Quincy (11/25/17)
2nd Quarter Points	19	vs Loyola-Chicago (11/12/17)
3rd Quarter Points	22	vs Loyola-Chicago (11/12/17)
4th Quarter Points	25	vs Quincy (11/25/17)
Fewest Points	6	1st, at Belmont (11/15/17)
FG Made	11	4th, vs Quincy (11/25/17)
FG Att.	19	2nd, vs Loyola-Chicago (11/12/17)
Highest FG Pct.	.786 (11-14)	4th, vs Quincy (11/25/17)
Lowest FG Pct.	.133 (2-15)	1st, at Belmont (11/15/17)
3-Pt FG Made	5	1st, vs Loyola-Chicago (11/12/17)
3-Pt FG Att.	9	1st, at Coastal Carolina (12/4/17)
3-Pt FG Pct. (2 made)	.750 (3-4)	4th, vs Quincy (11/25/17)
FT Made	18	4th, vs Loyola-Chicago (11/12/17)
FT Att.	24	4th, vs Loyola-Chicago (11/12/17)
FT Pct (5 made)	.833 (5-6) (2x)	MR - 3rd, vs Quincy (11/25/17)
Rebounds	14	3rd, at Coastal Carolina (12/4/17)
Offensive Rebounds	7	1st, at Coastal Carolina (12/4/17)
Defensive Rebounds	8 (3x)	MR - 3rd, at Coastal Carolina (12/4/17)
Fouls	9	4th, vs UIC (11/21/17)
Assists	7	4th, vs Quincy (11/25/17)
Turnovers	8 (2x)	MR - 1st, vs UIC (11/21/17)
Blocked Shots	2 (7x)	MR - 3rd, at Xavier (11/29/17)
Steals	4 (3x)	MR - 3rd, vs Quincy (11/25/17)

OPPONENT INDIVIDUAL QUARTER HIGHS

Points	13	Anika Webster, 4th, vs Quincy (11/25/17)
FG Made	5	Anna Hintz, 2nd, vs Findlay (11/18/17)
FG Att.	7 (2x)	MR - Sally McCarbe, 2nd, at Belmont (11/15/17)
3-Pt FG Made	2 (7x)	MR - Anika Webster, 4th, vs Quincy (11/25/17)
3-P FG Att.	4 (2x)	MR - Brittany Byrd, 2nd, vs UIC (11/21/17)
FT Made	5	Brittany Byrd, 4th, vs UIC (11/21/17)
FT Att.	9	Brittany Byrd, 4th, vs UIC (11/21/17)
Rebounds	7	Alli Ball, 2nd, at Illinois (11/10/17)
Offensive Rebounds	4	Alli Ball, 2nd, at Illinois (11/10/17)
Defensive Rebounds	4 (3x)	MR - Slexa Low, 3rd, vs Quincy (11/25/17)
Fouls	5	Abby O'Connor, 4th, vs Loyola-Chicago (11/12/17)
Assists	5	Darby Maggard, 3rd, at Belmont (11/15/17)
Blocked Shots	2 (3x)	MR - Naheria Hamilton, 2nd, at Coastal Carolina (12/4/17)
Steals	3	Jaelyne Kirkpatrick, 3rd, at Illinois (11/10/17)

OPPONENT TEAM QUARTER HIGHS

Points	25	4th, vs Loyola-Chicago (11/12/17)
1st Quarter Points	18	vs Quincy (11/25/17)
2nd Quarter Points	20 (2x)	MR - at Coastal Carolina (12/4/17)
3rd Quarter Points	23 (2x)	MR - vs Findlay (11/18/17)
4th Quarter Points	25	vs Loyola-Chicago (11/12/17)
Fewest Points	10	1st, vs Loyola-Chicago (11/12/17)
FG Made	10	4th, vs Loyola-Chicago (11/12/17)
FG Att.	19 (2x)	MR - 2nd, at Xavier (11/29/17)
Highest FG Pct.	.643 (9-14)	2nd, vs Findlay (11/18/17)
Lowest FG Pct.	.231 (3-13)	2nd, vs UIC (11/21/17)
3-Pt FG Made	3 (4x)	MR - 4th, vs Quincy (11/25/17)
3-Pt FG Att.	8 (2x)	MR - 1st, vs Quincy (11/25/17)
3-Pt FG Pct. (2 made)	.667 (2-3) (2x)	MR - OT, at Coastal Carolina (12/4/17)
FT Made	9	4th, vs UIC (11/21/17)
FT Att.	13	4th, vs UIC (11/21/17)
FT Pct (5 made)	.857 (6-7)	3rd, vs Quincy (11/25/17)
Rebounds	15	3rd, at Belmont (11/15/17)
Offensive Rebounds	7	1st, vs UIC (11/21/17)
Defensive Rebounds	10 (2x)	MR - 3rd, at Belmont (11/15/17)
Fouls	15	4th, vs Loyola-Chicago (11/12/17)
Assists	8	3rd, at Belmont (11/15/17)
Turnovers	6 (2x)	MR - 3rd, vs Quincy (11/25/17)
Blocked Shots	4	1st, at Belmont (11/15/17)
Steals	7	3rd, at Illinois (11/10/17)

FORT WAYNE INDIVIDUAL RECORDS

Points	GAME 43, Lindy Jones at St. Joseph's (1/27/96)
SEASON 43, Amanda Hyde at Southern Illinois (11/29/12)	
CAREER 752, Lisa Miller (1991-92)	
Scoring Average	SEASON 26.0, Lindy Jones (1995-96)
CAREER 21.2, Lisa Miller (1988-92)	
Field Goals Made	GAME 18, Lindy Jones at St. Joseph's (1/27/96)
SEASON 243, Lisa Miller (1991-92)	
CAREER 808, Lisa Miller (1988-92)	
Field Goals Attempted	GAME 30, Lindy Jones at St. Joseph's (1/27/96)
SEASON 537, Johnna Lewis-Carlisle (2007-08)	
CAREER 1658, Johnna Lewis-Carlisle (2004-08)	
Field Goal Percentage (min. 10 att.)	GAME909 (10-of-11), Stephanie Rosado at Centenary (12/31/10)
SEASON578 (170-294), Rhonda Unverferth (1984-85)	
CAREER561 (216-385), Amy Neuhauser (1988-90)	
3-Point Field Goals Made	GAME 9, Jamie Holderman vs SIUE (2/1/01)
SEASON 9, Jamie Holderman at Bellarmine (1/13/00)	
CAREER 96, Anne Boese (2009-10)	
3-Point Field Goals Attempted	GAME 17, Anne Boese at Oral Roberts (12/29/10)
SEASON 17, Jordan Zuppe vs Toledo (11/29/08)	
CAREER 17, Jamie Holderman at Missouri-St. Louis (2/15/01)	
SEASON96, Anne Boese, (2009-10)	
CAREER768, Anne Boese, (2008-12)	

3-Point Field Goal Percentage (min. 5 att.)	GAME 1.000 (6-of-6), Hilary O'Connell vs UMBC (12/20/05)
SEASON461 (41-89), Trish Fleming (2000-01)	
CAREER413 (229-555), Haley Seibert (2011-15)	
Free Throws Made	GAME 22, Ashley Johnson vs North Dakota State (2/26/06)
SEASON 266, Lisa Miller, (1991-92)	
CAREER 741, Lisa Miller, (1988-92)	
Free Throw Attempts	GAME 24, Lisa Miller at Wayne State (11/16/90)
SEASON 336, Lisa Miller, (1991-92)	
CAREER 922, Lisa Miller, (1988-92)	
Free Throw Percentage (min. 9 att.)	GAME 1.000 (14-of-14) Haley Seibert vs NKU (12/6/14)
SEASON 1.000 (14-of-14) Amanda Hyde vs Indiana (11/12/13)	
CAREER 1.000 (14-of-14) Amanda Hyde vs Purdue (12/6/12)	
SEASON 1.000 (14-of-14) Lisa Miller vs St. Joseph's (1/2/92)	
CAREER 1.000 (14-of-14) Lisa Miller vs Tri-State (12/3/88)	
SEASON914 (127-139), Haley Seibert (2014-15)	
CAREER868 (315-363), Haley Seibert (2011-15)	
Rebounds	GAME 23, Vereba Bibbs vs UALR (11/28/03)
SEASON 280, Pam Edwards, (1991-92)	
CAREER 937, Lisa Miller, (1988-92)	
Rebound Average	SEASON 10.9, Ann McCleneghen (1979-80)
CAREER 8.4, Lisa Miller (1988-92)	
Assists	GAME 15, Wendy Recker vs Southern Indiana (1/28/95)
SEASON 197, Wendy Recker, (1994-95)	
CAREER 419, Wendy Recker, (1993-96)	

Assists Average	SEASON 7.3, Wendy Recker (1994-95)
CAREER 5.1, Wendy Recker (1993-96)	
Blocks	GAME 8, Stephanie Rosado Indiana Tech (11/23/10)
SEASON 47, Stephanie Rosado, (2010-11)	
CAREER 130, Jennie Newhard, (1992-96)	
Blocks Average	SEASON 1.6, Jennie Newhard (1993-94)
CAREER 1.6, Shalauna McMillan (1996-97)	
Steals	GAME 10, Kayla Drake at South Dakota State (1/22/11)
SEASON 80, Sue Hendricks, (1980-81)	
CAREER 249, Lindy Jones, (1992-96)	
Steals Average	SEASON 3.5, Sue Hendricks (1980-81)
CAREER 2.8, Laure Renninger (1982-84)	
Games Played	SEASON 31, Amanda Hyde (2010-11)
CAREER 31, Stephanie Rosado (2010-11)	
Games Started	SEASON 31, Erin Murphy (2010-11)
CAREER 31, Anne Boese (2010-11)	
Games Played	SEASON 31, Jordan Zuppe (2010-11)
CAREER 121, Jordan Zuppe (2007-11)	
Games Started	SEASON 31, Anne Boese (2010-11)
CAREER 31, Stephanie Rosado (2010-11)	
Games Played	SEASON 31, Jordan Zuppe (2010-11)
CAREER 118, Jordan Zuppe (2007-11)	

THE LAST TIME FORT WAYNE...

IN THE RANKINGS

Was Ranked No. 18, 3/7/1996
Played a Ranked (AP) Team at No. 23 West Virginia, 12/13/2014 (L, 82-48)
Defeated a Ranked (AP) Team at No. 21 Michigan State, 12/1/2013 (W, 81-76)

CONSECUTIVE GAME STREAKS

Won 5+ Consecutive Games Dec. 31, 2010 - Jan. 24, 2011 (6 straight)
Won 10+ Consecutive Games Nov. 18, 1995 - Jan. 13, 1996 (14 straight)
Lost 5+ Consecutive Games..... Feb. 15, 2017 - Nov. 10, 2017 (5 straight)
Lost 10+ Consecutive Games Dec. 20, 2015 - Jan. 28, 2016 (11 straight)

SCORING

Scored 20-24 points Rachel Rinehart (21), vs. Oral Roberts, 1/21/2017
Scored 25-29 points Josie Fisher (28), at Western Illinois, 2/4/2016
Scored 30-39 points Kamilah Carter (30), vs. North Dakota State, 2/27/2016
Scored ≥ 40 points Amanda Hyde (41), at SIUE, 11/26/2013
Freshman Scored 25+ points Josie Fisher (28), at Western Illinois, 2/4/2016
Came off the bench to score 20 Peyton Fallis (22), at Butler, 11/16/2016
Consecutive 25 point games..... Amanda Hyde, (28), vs. Denver, 3/9/2014; (25), at UIC, 3/19/2014
Hit game-winning shot under :30..... Anna Lappenküper (FG:0:00.0) vs. Quincy, 11/25/2017
Four-point play Courtney Ogle, 2:18, 2nd quarter, at IUPUI, 2/21/2016
Two players scored 20 points at Western Illinois, 2/4/2016
..... Josie Fisher (28) and Kamilah Carter (22)
Three players scored 20 points vs. Omaha, 3/1/2014
..... Haley Seibert (23), Ariana Simmons (22), Amanda Hyde (20)
None in double figures at Western Michigan, 12/6/2016
One in double figures Anna Lappenküper (15), vs. South Dakota, 2/9/2017
Two in double figures at Xavier, 11/29/2017
..... **Anna Lappenküper (19) and Hannah Hess (10)**
Three in double figures..... at Coastal Carolina, 12/4/2017
..... **Kierstyn Repp (18), Hannah Hess (11) and Anna Lappenküper (10)**
Four in double figures vs. North Dakota State, 2/11/2017
..... De'Jour Young (16), Zaria Atkins (16), Rachel Rinehart (15), and Peyton Fallis (11)
Five in double figures at Michigan State, 12/1/2013; Amanda Hyde (23),
..... Haley Seibert (14), Rachel Mauk (14), Ariana Simmons (12), and Mur Hagerman (10)
Six in double figures...vs. Loyola-Chicago, 11/12/2017; Hannah Albrecht (16), De'Jour Young (12),
...KeShyra McCarver (12), Kierstyn Repp (12), Anna Lappenküper (12) and Jaelencia Williams (11)
Scored ≥ 25 points/quarter 25, 4th quarter, vs. Quincy, 11/25/2017
Scored ≥ 50 points/half 50, 1st half, vs. Grace, 11/16/2015
Scored ≥ 100 points 101, vs. Indiana Tech, 12/11/2013
Scored ≥ 100 points/road game 112, at Indiana-South Bend, 1/9/2002
Scored ≥ 100 points/neutral site 106, vs. Western Illinois, 3/10/2013 (@ Souix Falls, S.D.)
Scored < 10 points/quarter 7, 1st quarter, vs. UIC, 11/21/2017
Scored ≤ 20 points/half 19, 2nd half, at Western Illinois, 2/22/2017
Scored ≤ 30 points/half..... 25, 1st half, at Coastal Carolina, 12/4/2017
Scored < 50 points/game..... 42, at Belmont, 11/15/2017
Overcame 10-point deficit to win 10, vs. North Dakota State, 31-21 (4:48, 2nd), 2/11/2017
Overcame 15-point deficit to win 17, at IUPUI, 40-23 (19:17, 2nd), 12/23/2004

FIELD GOAL SHOOTING

Shot ≥ 60%/quarter600 (9-of-15), 1st quarter, at Western Illinois, 2/22/2017
Shot ≥ 70%/quarter..... .786 (11-of-14), 4th quarter, vs. Quincy, 11/25/2017
Shot ≥ 60%/half..... .607 (17-of-28), 2nd half, vs. Quincy, 11/25/2017
Shot ≥ 70%/half741 (20-of-27), 2nd half, vs. Indiana Tech, 12/11/2013
Shot ≥ 60%/game625 (30-of-48), vs. Western Illinois, 2/21/2009
Shot ≥ 70%/game720 (36-of-50), vs. IUPUI, 1/23/1992
Shot ≤ 20%/quarter..... .133 (2-of-15), 1st quarter, at Belmont, 11/15/2017
Shot ≤ 20%/half185 (5-27), 1st half, at Western Michigan, 12/6/2016
Shot ≤ 30%/quarter..... .273 (3-of-11), 1st quarter, vs. UIC, 11/21/2017
Shot ≤ 30%/half..... .290 (9-of-31), 1st half, at Coastal Carolina, 12/4/2017
Shot ≤ 30%/game..... .276 (16-of-58), at Belmont, 11/15/2017
Shot ≤ 30%/game and won288 (15-of-52), vs. Oral Roberts, 2/17/2016

THREE-POINTERS

Made 6..... Kierstyn Repp (6), at Coastal Carolina, 12/4/2017
Made 7 Haley Seibert (7), at Omaha, 1/30/2014
Made 8 Anne Boese (8), vs. Butler, 11/20/2011
Made 9 Jamie Holderman (9), vs. SIU-Edwardsville, 2/1/2001
Attempted ≥ 10..... Kierstyn Repp (13), at Coastal Carolina, 12/4/2017
Attempted ≥ 15 Anne Boese (17), at Oral Roberts, 12/29/2010
Fort Wayne Made ≥ 15 16, at Chicago State, 12/4/2014
Fort Wayne Did not make a three-pointer at Western Michigan, 12/6/2016
Fort Wayne Attempted ≥ 30 30, at South Dakota State, 2/13/2016
Fort Wayne Attempted ≥ 44 48, vs. Bowling Green, 11/19/2004
Fort Wayne Shot 60% (min. 10 att.)600 (6-of-10), vs. Defiance, 11/12/2016

FREE THROWS

Made 10-of-10 or better 10-10, Josie Fisher, vs. North Dakota State, 2/27/2016
Fort Wayne Shot 90% (min. 10 att.)944 (17-of-18), at South Dakota, 1/18/2017
Fort Wayne Shot ≤ 50%500 (4-of-8), vs. IUPUI, 1/28/2017
Fort Wayne Made ≥ 40 40 (attempted 48) vs. Southern Indiana, 2/6/1992
Fort Wayne Made ≤ 5 FTs..... 5 (attempted 7), at Coastal Carolina, 12/4/2017
Fort Wayne Attempted ≥ 50 FTs 52 (made 42), vs. Northern Kentucky, 12/21/1995
Fort Wayne Attempted ≤ 5 FTs 5 (made 4), vs. Western Illinois, 12/28/2016

MINUTES PLAYED

Played every minute..... 40, De'Jour Young, vs. Quincy, 11/25/2017
Two or more played every minute vs. Western Illinois, 3/10/2013 (2ot) (@ Souix Falls, S.D.)
..... 50, Haley Seibert and Amanda Hyde

REBOUNDS

Had ≥ 10 rebounds..... Diamond Williams (10), at Coastal Carolina, 12/4/2017
Two Players Had ≥ 10 rebounds vs. USC Upstate, 11/21/2015
..... Courtney Ogle (10) and De'Jour Young (10)
Three Players Had ≥ 10 rebounds at Saint Joseph's (IN), 2/9/1999
..... Angie Womack (12), Katie Bruening (12), and Laura Douglas (10)
Had ≥ 15 rebounds Keanna Gary (16), at Denver, 1/9/2016
Had ≥ 20 rebounds Vereia Bibbs (23), vs. UALR, 11/28/2003
Had 10 rebounds in consecutive games Keanna Gary
..... (16), at Denver, 1/9/2016 and (11) vs. South Dakota State, 1/13/2016
Had 10 rebounds in three consecutive games Keanna Gary
..... (16) vs. Western Illinois, 1/7/2016; (16), at Denver, 1/9/2016; and (11) vs. South Dakota State, 1/13/2016
Had 10 rebounds in four consecutive games Keanna Gary
..... (10), vs. IUPUI, 1/1/2016; (16), vs. Western Illinois, 1/7/2016;
..... (16), at Denver, 1/9/2016; and (11) vs. South Dakota State, 1/13/2016
Had 10 rebounds in five consecutive games Lisa Miller
..... (13) at Kentucky Wesleyan, 2/18/1989; (10) vs. Northern Kentucky, 2/23/1989;
..... (13) vs. Ashland, 2/25/1989; (16) vs. Wayne State, 2/28/1989; and (12) vs. Taylor, 11/17/1989
Fort Wayne had ≥ 60 rebounds vs. Shippensburg (65), 11/19/1995

DOUBLE-DOUBLES

Last Player De'Jour Young (12 pts/11 rbs), at IUPUI, 2/25/2017
Freshman KeShyra McCarver (22 pts/14 rbs), at Illinois, 11/14/2014
Points & Rebounds De'Jour Young (12 pts/11 rbs), at IUPUI, 2/25/2017
Points & Assists Maggie Bruening (12 pts/10 ast), vs. Morehead State, 1/5/2004
Points & Steals Kayla Drake (27 pts/10 stl), at South Dakota State, 1/22/2011
Rebounds & Assists Lindsay Wertz (10 rbs/10 ast), at Quincy, 2/17/2001
Double-double in consecutive games Keanna Gary
..... (10 pts/10 rbs), vs. IUPUI, 1/1/2016; (10 pts/16 rbs), vs. Western Illinois, 1/7/2016
Double-double in three consecutive games Stephanie Rosado
..... (14 pts/10 rbs), vs. Akron, 11/15/2010; (22 pts/12 rbs), at Youngstown State, 11/20/2010;
..... (31 pts/13 rbs), vs. Indiana Tech, 11/23/2010
Double-double in four consecutive games Sarah Turner
..... (16 pts/11 rbs), vs. Ashland, 1/4/1988; (22 pts/13 rbs), vs. Lewis, 1/9/1988;
..... (15 pts/10 rbs), vs. Huntington 1/16/1988; (17 pts/10 rbs), vs. Kentucky Wesleyan, 1/21/1988
Two players had double-doubles at North Dakota State, 1/9/2014
..... Amanda Hyde (35 pts/10 rbs) and Stefanie Mauk (12 pts/10 rbs)
Three players had double-doubles vs. Taylor, 11/17/1989 (@ Huntington, Ind.)
..... Lisa Miller (20 pts/12 rbs), Robin Scott (14 pts/10 rbs), and Pam Edwards (11 pts/11 rbs)
30 points and 10 rebounds Amanda Hyde (35 pts/10 rbs), at North Dakota State, 1/9/2014
20 points and 15 rebounds Stefanie Mauk (20 pts/15 rbs), vs. Rochester, 12/22/2012
30 points and 15 rebounds Pam Edwards (31 pts/18 rbs), vs. Ashland, 1/25/1992

ASSISTS

Had ≥ 8 assists Rachel Rinehart (8), vs. Western Illinois, 1/2/2015
Had ≥ 9 assists Amanda Hyde (9), at Detroit, 12/21/2013
Had ≥ 10 assists Jordan Zuppe (11), vs. Oral Roberts, 1/29/2011
Had ≥ 15 assists Wendy Recker (15), vs. Southern Indiana, 1/28/1995
Had 10 assists in consecutive games Maggie Bruening
..... (10), vs. Morehead State, 1/5/2004; (10), vs. Air Force, 1/7/2004
Fort Wayne had 20-24 assists 20, vs. Kent State, 11/19/2015
Fort Wayne had 25-29 assists 28, vs. Kalamazoo, 12/2/2005
Fort Wayne had ≥ 30 assists 31, vs. Southern Indiana, 2/7/1991
Fort Wayne had < 10 assists..... 9, vs. Findlay, 11/18/2017
Fort Wayne had ≤ 5 assists 8, vs. UIC, 11/21/2017

BLOCKED SHOTS

Blocked 5-6 shots Ariana Simmons (5), vs. Ball State, 12/29/2013
Blocked ≥ 7 shots Stephanie Rosado (8), vs. Indiana Tech, 11/23/2010
Fort Wayne blocked ≥ 10 shots 11, vs. Indiana Tech, 11/23/2010

STEALS

Had 5 steals Rachel Rinehart vs. Western Illinois, 12/28/2016
Had 6 steals Rachel Rinehart vs. Oral Roberts, 1/21/2017
Had 7 steals Haley Seibert at North Dakota State, 1/17/2015
Had ≥ 8 steals Kayla Drake (10), at South Dakota State, 1/22/2011
Two Players Had ≥ 5 steals at Milwaukee, 12/28/2015
..... Rachel Rinehart (6) and Josie Fisher (5)
Had 5 steals in consecutive games Kayla Drake
..... (10), at South Dakota State, 1/22/2011; (6), at North Dakota State, 1/24/2011
Fort Wayne had ≥ 20 steals 21, at Milwaukee, 12/28/2015

TURNOVERS

Committed ≥ 20 turnovers..... 20, vs. Findlay, 11/18/2017
Committed ≥ 25 turnovers 25, vs. Oakland, 11/19/2016
Committed ≤ 5 turnovers 5, at Western Illinois, 2/4/2016
Committed < 10 turnovers 9, at Denver, 2/4/2017

OVERTIME

Played an OT game at Coastal Carolina (L, 64-58), 12/4/2017
Played multiple overtimes at North Dakota State (W, 98-89, 2ot), 1/9/2014
Won an OT game at North Dakota State (W, 98-89, 2ot), 1/9/2014
Won in multiple overtimes at North Dakota State (W, 98-89, 2ot), 1/9/2014
Won an OT game at home vs. UMKC (W, 82-76), 12/3/2011
Won an OT game at neutral site vs. Western Illinois (W, 106-101, 2ot), 3/10/2013
Won an OT game on the road at North Dakota State (W, 98-89, 2ot), 1/9/2014
Lost an OT game at Coastal Carolina (L, 64-58), 12/4/2017
Lost in multiple overtimes at Hampton (L, 78-77, 2ot), 12/19/2010
Lost an OT game at home vs. Detroit (L, 81-74), 12/2/2014
Lost an OT game on the road at Coastal Carolina (L, 64-58), 12/4/2017



SEASON HIGH	CATEGORY	CAREER HIGH
28, at Belmont, 11/15/2017	Minutes	28, at Belmont, 11/15/2017
13, vs. UIC, 11/21/2017	Points	13, vs. UIC, 11/21/2017
10, at Illinois, 11/10/2017	Rebounds	10, at Illinois, 11/10/2017
2, vs. Quincy, 11/25/2017	Assists	2, vs. Quincy, 11/25/2017
1, two times	Steals	1, two times
3, vs. Loyola-Chicago, 11/12/2017	Blocks	3, vs. Loyola-Chicago, 11/12/2017
6, vs. Findlay, 11/18/2017	FG Made	6, vs. Findlay, 11/18/2017
14, vs. Loyola-Chicago, 11/12/2017	FG Attempts	14, vs. Loyola-Chicago, 11/12/2017
—	3-PT Made	—
—	3-PT Attempts	—
4, at Belmont, 11/15/2017	FT Made	4, at Belmont, 11/15/2017
6, two times	FT Attempts	6, two times

CAREER NOTES

- Majoring in Visual Communication Design

PRIOR TO FORT WAYNE

- Led her team in scoring with 15.7 points, 9.3 rebounds and 1.9 blocks per game
- Was an All-Conference Indiana First-Team selection
- Named to the Indiana Basketball Coaches Association Large School All-State Team

ABOUT INDIANAPOLIS, INDIANA

- Is the capital and largest city of the state of Indiana, founded in 1821
- Home of the NFL's Indianapolis Colts and NBA's Indiana Pacers
- The long list of notable people from greater Indianapolis include: Jane Pauley, Brendan Fraser, Steve McQueen, Gordon Hayward, Oscar Robertson, John Wooden and David Letterman

ABOUT SOUTHPORT HIGH SCHOOL

- Notable alumni include former ABA and Naismith Memorial Basketball Hall of Famer Louie Dampier, former MLB player Chuck Klein, soap opera star Terry Lester, and current outfielder for the Philadelphia Phillies Cameron Perkins

SEASON STATS

Opponent	Date	gs	min	Total		3-Pointers		Free throws		Rebounds				pf	a	t/o	blk	stl	pts	avg	
				fg-fga	pct	3fg-fga	pct	ft-fta	pct	off	def	tot	avg								
at Illinois	11/10/17	*	27	3-10	.300	0-0	.000	2-2	1.000	2	8	10	10.0	1	0	1	1	1	8	8.0	
LOYOLA-CHICAGO	11/12/17	*	19	5-14	.357	0-0	.000	1-1	1.000	5	4	9	9.5	1	0	2	3	0	11	9.5	
at Belmont	11/15/17	*	28	4-11	.364	0-0	.000	4-6	.667	4	2	6	8.3	1	0	2	2	2	12	10.3	
FINDLAY	11/18/17	*	20	6-9	.667	0-0	.000	0-0	.000	3	2	5	7.5	4	0	2	1	1	12	10.8	
UIC	11/21/17	*	24	5-9	.556	0-0	.000	3-6	.500	2	4	6	7.2	4	0	2	0	0	13	11.2	
QUINCY	11/25/17	*	19	5-5	1.000	0-0	.000	0-0	.000	2	2	4	6.7	0	2	1	1	0	10	11.0	
at Xavier	11/29/17	*	22	4-9	.444	0-0	.000	0-0	.000	2	7	9	7.0	1	0	1	2	0	8	10.6	
at Coastal Carolina	12/04/17	*	18	1-5	.200	0-0	.000	2-2	1.000	2	3	5	6.8	3	0	2	0	0	4	9.8	
Totals			8	177	33-72	.458	0-0	.000	12-17	.706	22	32	54	6.8	15	2	13	10	4	78	9.8

Games played: 8
Minutes/game: 22.1
Points/game: 9.8
FG Pct: 45.8
FT Pct: 70.6

Rebounds/game: 6.8
Assists/game: 0.3
Turnovers/game: 1.6
Assist/turnover ratio: 0.2
Steals/game: 0.5
Blocks/game: 1.3

CAREER STATS

Season	gp-gs	min/avg	Total fg-fga	pct	3-Point fg-fga	pct	F-Throws ft-fta	pct	Rebounds off	def	tot	avg	pf	fo	ast	to	blk	stl	Scoring pts	avg
2017-18	8-8	177/22.1	33-72	.458	0-0	.000	12-17	.706	22	32	54	6.8	15	0	2	13	10	4	78	9.8
TOTAL	8-8	177/22.1	33-72	.458	0-0	.000	12-17	.706	22	32	54	6.8	15	0	2	13	10	4	78	9.8



SEASON HIGH	CATEGORY	CAREER HIGH
25, two times	Minutes	39, vs Eastern Kentucky, 12/21/2016
12, vs. Loyola-Chicago, 11/12/2017	Points	22, at Illinois, 11/14/2014
6, at Xavier, 11/29/2017	Rebounds	14, at Illinois, 11/14/2014
4, at Xavier, 11/29/2017	Assists	4, two times
2, at Illinois, 11/10/2017	Steals	3, four times
1, vs. Loyola-Chicago, 11/12/2017	Blocks	2, at Omaha, 2/11/2016
3, two times	FG Made	7, vs. USC Upstate, 11/21/2015
7, two times	FG Attempts	11, two times
2, at Illinois, 11/10/2017	3-PT Made	4, vs. Grace, 11/18/2014
3, two times	3-PT Attempts	7, at Detroit, 12/9/2015
7, vs. Loyola-Chicago, 11/12/2017	FT Made	11, at Illinois, 11/14/2014
8, vs. Loyola-Chicago, 11/12/2017	FT Attempts	12, at Illinois, 11/14/2014

CAREER NOTES

- Named Summit League Player of the Week (11/17/2014)
- Majoring in General Studies

PRIOR TO FORT WAYNE

- Surpassed 1,000 career points in her last season at Whitmer
- Averaged 13.9 points, 9.0 rebounds and 2.9 assists per game
- Named Third Team All-Ohio
- Earned All-Three Rivers Athletic Conference honors as a senior
- Was an Ohio Division I Northwest All-District First Team selection as a senior

ABOUT TOLEDO, OHIO

- Population of 287,208 (71st in the US) | Founded 1833
- Some of the more well known residents and former residents of Toledo include MLB Hall of Fame Members Roger Bresnahan and Addie Joss, MLB World Series champion and gold medalist Doug Mientkiewicz, and NASA flight director Gene Kranz
- Toledo is best known for its long history of innovation in many aspects of the glass industry and has been called "The Glass Capital of the World"

ABOUT WHITMER HIGH SCHOOL

- Largest high school in the Toledo area
- Notable alumni include former NHL goalie Pat Jablonski, and former University of Toledo head football coach Tom Amstutz

SEASON STATS

Opponent	Date	gs		Total		3-Pointers		Free throws		Rebounds											
		min		fg-fga	pct	3fg-fga	pct	ft-fa	pct	off	def	tot	avg	pf	a	t/o	blk	stl	pts	avg	
at Illinois	11/10/17	20		3-4	.750	2-3	.667	2-2	1.000	1	2	3	3.0	3	0	2	0	2	10	10.0	
LOYOLA-CHICAGO	11/12/17	25		2-7	.286	1-2	.500	7-8	.875	3	2	5	4.0	4	0	1	1	1	12	11.0	
at Belmont	11/15/17	9		1-5	.200	0-2	.000	0-0	.000	0	0	0	2.7	4	0	0	0	1	2	8.0	
FINDLAY	11/18/17	18		1-7	.143	0-2	.000	4-4	1.000	0	0	0	2.0	2	1	1	0	1	6	7.5	
UIC	11/21/17	*	20	2-4	.500	0-0	.000	0-0	.000	1	2	3	2.2	5	1	2	0	0	4	6.8	
QUINCY	11/25/17	25		3-5	.600	1-1	1.000	2-2	1.000	2	2	4	2.5	4	2	2	0	1	9	7.2	
at Xavier	11/29/17	20		0-5	.000	0-3	.000	0-0	.000	5	1	6	3.0	3	4	0	0	0	6	6.1	
at Coastal Carolina	12/04/17	4		0-0	.000	0-0	.000	0-0	.000	2	0	2	2.9	2	0	2	0	0	0	5.4	
Totals		1	141	12-37	.324	4-13	.308	15-16	.938	14	9	23	2.9	27	8	10	1	6	43	5.4	

Games played: 8
Minutes/game: 17.6
Points/game: 5.4
FG Pct: 32.4
3FG Pct: 30.8
FT Pct: 93.8

Rebounds/game: 2.9
Assists/game: 1.0
Turnovers/game: 1.3
Assist/turnover ratio: 0.8
Steals/game: 0.8
Blocks/game: 0.1

CAREER STATS

Season	gp-gs	min/avg	Total fg-fga	pct	3-Point fg-fga	pct	F-Throws ft-fa	pct	Rebounds off	def	tot	avg	pf	fo	ast	to	blk	stl	Scoring pts	avg
2014-15	30-4	503/16.8	41-129	.318	19-62	.306	45-65	.692	27	75	102	3.4	97	4	29	52	4	12	146	4.9
2015-16	29-19	568/19.6	47-142	.331	21-66	.318	34-46	.739	21	63	84	2.9	84	4	22	36	3	21	149	5.1
2016-17	26-17	543/20.9	46-135	.341	9-34	.265	42-56	.750	33	53	86	3.3	69	2	18	26	3	20	143	5.5
2017-18	8-1	141/17.6	12-37	.324	4-13	.308	15-16	.938	14	9	23	2.9	27	1	8	10	1	6	43	5.4
TOTAL	93-41	1755/18.9	146-443	.330	53-175	.303	136-183	.743	95	200	295	3.2	277	11	77	124	11	59	481	5.2



SEASON HIGH	CATEGORY	CAREER HIGH
31, at Coastal Carolina, 12/4/2017	Minutes	31, at Coastal Carolina, 12/4/2017
11, at Coastal Carolina, 12/4/2017	Points	11, at Coastal Carolina, 12/4/2017
3, vs. Quincy, 11/25/2017	Rebounds	3, vs. Quincy, 11/25/2017
2, two times	Assists	2, two times
2, at Coastal Carolina, 12/4/2017	Steals	2, at Coastal Carolina, 12/4/2017
—	Blocks	—
4, two times	FG Made	4, two times
11, at Coastal Carolina, 12/4/2017	FG Attempts	11, at Coastal Carolina, 12/4/2017
3, at Coastal Carolina, 12/4/2017	3-PT Made	3, at Coastal Carolina, 12/4/2017
9, at Coastal Carolina, 12/4/2017	3-PT Attempts	9, at Coastal Carolina, 12/4/2017
—	FT Made	—
—	FT Attempts	—

CAREER NOTES

- Missed the 2016-17 season due to injury, used a reshirt season
- Majoring in Biology

PRIOR TO FORT WAYNE

- Named to the 2015-16 Division I All-Ohio First Team
- Averaged 16.0 points and 4.0 rebounds per game as a senior
- Was a two-time First Team All-Three Rivers Athletic Conference and First Team All-District selection
- Named the District 7 Player of the Year in her final season at Clay

ABOUT OREGON, OHIO

- Population of 20,291 | Motto: "A City of Opportunity"
- Is part of the industrial suburb of Toledo, Ohio
- Home to the Sundance Drive-In, one of the last in the region

ABOUT CLAY HIGH SCHOOL

- Notable alumni include NFL Offensive Guard for the Indianapolis Colts Eric Herman, and MLB player A.J. Achter and Chinese Professional Baseball League Jutsin Thomas

SEASON STATS

Opponent	Date	gs	min	Total fg-fga	pct	3-Pointers fg-fga	pct	Free throws ft-fa	pct	Rebounds off	def	tot	avg	pf	a	t/o	blk	stl	pts	avg
at Illinois	11/10/17	—	dnp	—	—	—	—	—	—	—	—	—	—	—	—	—	—	—	—	—
LOYOLA-CHICAGO	11/12/17	4	—	1-1	1.000	0-0	.000	0-0	.000	0	0	0	0.0	1	0	0	0	0	2	2.0
at Belmont	11/15/17	6	—	0-0	.000	0-0	.000	0-0	.000	0	0	0	0.0	0	0	0	0	0	0	1.0
FINDLAY	11/18/17	7	—	0-2	.000	0-1	.000	0-0	.000	0	0	0	0.0	0	0	1	0	0	0	0.7
UIC	11/21/17	2	—	0-0	.000	0-0	.000	0-0	.000	0	0	0	0.0	0	0	1	0	0	0	0.5
QUINCY	11/25/17	18	—	3-6	.500	0-2	.000	0-0	.000	0	3	3	0.6	1	2	0	0	1	6	1.6
at Xavier	11/29/17	28	—	4-10	.400	2-8	.250	0-0	.000	0	2	2	0.8	1	2	3	0	1	10	3.0
at Coastal Carolina	12/04/17	31	—	4-11	.364	3-9	.333	0-0	.000	0	0	0	0.7	2	1	1	0	2	11	4.1
Totals		0	96	12-30	.400	5-20	.250	0-0	.000	0	5	5	0.7	5	5	6	0	4	29	4.1

Games played: 7
Minutes/game: 13.7
Points/game: 4.1
FG Pct: 40.0
3FG Pct: 25.0

Rebounds/game: 0.7
Assists/game: 0.7
Turnovers/game: 0.9
Assist/turnover ratio: 0.8
Steals/game: 0.6

CAREER STATS

Season	gp-gs	min/avg	Total fg-fga	pct	3-Point fg-fga	pct	F-Throws ft-fa	pct	Rebounds off	def	tot	avg	pf	fo	ast	to	blk	stl	Scoring pts	avg
2017-18	7-0	96/13.7	12-30	.400	5-20	.250	0-0	.000	0	5	5	0.7	5	0	5	6	0	4	29	4.1
TOTAL	7-0	96/13.7	12-30	.400	5-20	.250	0-0	.000	0	5	5	0.7	5	0	5	6	0	4	29	4.1



CAREER NOTES

- Transferred in for the 2017-18 season
- Majoring in Business
- Brothers Spike played at Michigan and Purdue, and Stephen played at Toledo and Brown; father Chuck played at Vincennes and Purdue Calumet; grandfather Charles played briefly at Indiana.

PRIOR TO FORT WAYNE

- Played one season at Saint Joseph's (IN) before it closed in May of 2017
- Named Third Team All-Great Lakes Valley Conference (GLVC)
- Named to the GLVC All-Freshman Team

SEASON HIGH	CATEGORY	CAREER HIGH
36, vs. Loyola-Chicago, 11/12/2017	Minutes	43, vs. William Jewell, 2/11/2017 *
16, vs. Loyola-Chicago, 11/12/2017	Points	23, at Maryville, 1/5/2017 *
6, at Belmont, 11/15/2017	Rebounds	7, vs. Ohio Valley, 11/26/2016 *
6, at Coastal Carolina, 12/4/2017	Assists	8, vs. Bellarmine, 1/28/2017 *
3, vs. UIC, 11/21/2017	Steals	3, five times *
1, two times	Blocks	2, at Truman State, 2/4/2017 *
5, vs. Loyola-Chicago, 11/12/2017	FG Made	10, vs. Bellarmine, 1/28/2017 *
7, three times	FG Attempts	16, vs. Bellarmine, 1/28/2017 *
3, vs. Loyola-Chicago, 11/12/2017	3-PT Made	3, four times *
4, vs. Loyola-Chicago, 11/12/2017	3-PT Attempts	7, three times *
4, vs. UIC, 11/21/2017	FT Made	6, two times *
4, two times	FT Attempts	6, three times *

* = While at Saint Joseph's

ABOUT CROWN POINT, INDIANA

- Population of 27,317 | Incorporated 1868 | Nickname: Hub of Lake County
- Some of the more well known residents and former residents of Crown Point include World War I General William G. Hann and billionaire entrepreneur Dean White
- Used as a set location to film for the movie Public Enemies

ABOUT CROWN POINT HIGH SCHOOL

- Notable alumni include Indiana Supreme Court justice Geoffrey G. Slaughter, astronaut Jerry L. Ross, and former professional baseball player and now analyst on the MLB network Dan Plesac

SEASON STATS

Opponent	Date	gs	min	Total fg-fga	pct	3-Pointers 3fg-fga	pct	Free throws ft-fta	pct	Rebounds off	def	tot	avg	pf	a	t/o	blk	stl	pts	avg
at Illinois	11/10/17	*	26	1-5	.200	1-1	1.000	0-0	.000	0	2	2	2.0	0	3	2	0	0	3	3.0
LOYOLA-CHICAGO	11/12/17	*	36	5-7	.714	3-4	.750	3-4	.750	0	1	1	1.5	3	3	1	0	2	16	9.5
at Belmont	11/15/17	*	28	3-7	.429	0-1	.000	2-2	1.000	0	6	6	3.0	0	0	3	1	0	8	9.0
FINDLAY	11/18/17	*	34	2-4	.500	0-1	.000	0-0	.000	0	1	1	2.5	1	2	7	0	0	4	7.8
UIC	11/21/17	*	32	2-6	.333	1-2	.500	4-4	1.000	0	5	5	3.0	2	1	1	0	3	9	8.0
QUINCY	11/25/17	*	27	4-7	.571	1-3	.333	0-0	.000	0	0	0	2.5	4	1	1	0	1	9	8.2
at Xavier	11/29/17	*	27	1-3	.333	0-0	.000	0-0	.000	0	3	3	2.6	2	2	0	1	1	2	7.3
at Coastal Carolina	12/04/17	*	27	1-6	.167	0-1	.000	0-0	.000	0	3	3	2.6	1	6	3	0	1	2	6.6
Totals		8	237	19-45	.422	6-13	.462	9-10	.900	0	21	21	2.6	13	18	18	2	8	53	6.6

Games played: 8
Minutes/game: 29.6
Points/game: 6.6
FG Pct: 42.2
3FG Pct: 46.2
FT Pct: 90.0

Rebounds/game: 2.6
Assists/game: 2.3
Turnovers/game: 2.3
Assist/turnover ratio: 1.0
Steals/game: 1.0
Blocks/game: 0.3

CAREER STATS

Season	gp-gs	min/avg	Total fg-fga	pct	3-Point fg-fga	pct	F-Throws ft-fta	pct	Rebounds off	def	tot	avg	pf	fo	ast	to	blk	stl	pts	avg
2016-17*	29-26	301/10.4	95-225	.422	31-92	.337	48-55	.873	10	64	74	2.6	48	1	48	46	5	29	269	9.3
2017-18	8-8	237/29.6	19-45	.422	6-13	.462	9-10	.900	0	21	21	2.6	13	0	18	18	2	8	53	6.6
TOTAL	8-8	237/29.6	19-45	.422	6-13	.462	9-10	.900	0	21	21	2.6	13	0	18	18	2	8	53	6.6
All*	37-34	538/14.5	114-270	.422	37-105	.352	57-65	.877	10	85	95	2.6	61	1	66	64	7	37	322	8.7

* include statistics from Saint Joseph's



SEASON HIGH	CATEGORY	CAREER HIGH
40, at Coastal Carolina, 12/4/2017	Minutes	40, two times
19, at Xavier, 11/29/2017	Points	19, at Xavier, 11/29/2017
6, at Illinois, 11/10/2017	Rebounds	6, at Illinois, 11/10/2017
5, two times	Assists	5, four times
2, vs. Loyola-Chicago, 11/12/2017	Steals	3, two times
1, vs. Quincy, 11/25/2017	Blocks	1, three times
7, at Xavier, 11/29/2017	FG Made	7, at Xavier, 11/29/2017
14, at Coastal Carolina, 12/4/2017	FG Attempts	15, at South Dakota State, 1/5/2017
3, vs. Quincy, 11/25/2017	3-PT Made	3, two times
4, vs. Quincy, 11/25/2017	3-PT Attempts	10, at South Dakota State, 1/5/2017
8, vs. Loyola-Chicago, 11/12/2017	FT Made	8, vs. Loyola-Chicago, 11/12/2017
9, vs. Loyola-Chicago, 11/12/2017	FT Attempts	9, vs. Loyola-Chicago, 11/12/2017

CAREER NOTES

- 2016-17 Summit League Academic Honor Roll
- Majoring in Business

PRIOR TO FORT WAYNE

- Member of the U20 German National team that won the 2017 FIBA U20 Women's European Championship, Division B title
- Team captain of the German U16 team that won gold in Division B at the 2014 FIBA Women's European Championship

ABOUT HERNE, GERMANY

- Home to the Cranger Kirmes funfair every first week of August. The second largest carnival in Germany with an average of around 4,500,000 visitors. Its origins can be traced back to the 15th century

ABOUT GERMANY

- Population 82,175,700, 16th largest in the world | • Official language is German
- East Germany and West Germany reunified on October 3, 1990
- Is the largest music market in Europe and home to German-born music composers Johann Sebastian Bach and Ludwig van Beethoven
- Known as a leading automobile haven of the world which include the Audi, Volkswagen, BMW and Mercedes-Benz

SEASON STATS

Opponent	Date	gs	min	Total fg-fga	pct	3-Pointers 3fg-fga	pct	Free throws ft-fta	pct	Rebounds off	def	tot	avg	pf	a	t/o	blk	stl	pts	avg
at Illinois	11/10/17	*	34	2-3	.667	0-1	.000	1-2	.500	5	1	6	6.0	2	3	9	0	1	5	5.0
LOYOLA-CHICAGO	11/12/17	*	35	2-6	.333	0-2	.000	8-9	.889	2	1	3	4.5	4	2	0	0	2	12	8.5
at Belmont	11/15/17	*	32	1-11	.091	0-2	.000	0-0	.000	2	2	4	4.3	1	1	0	0	1	2	6.3
FINDLAY	11/18/17	*	29	3-6	.500	1-2	.500	3-4	.750	2	0	2	3.8	1	3	1	0	0	10	7.3
UIC	11/21/17	*	32	2-6	.333	0-1	.000	0-0	.000	0	1	1	3.2	4	5	4	0	0	4	6.6
QUINCY	11/25/17	*	27	5-7	.714	3-4	.750	0-1	.000	0	1	1	2.8	4	1	1	1	1	13	7.7
at Xavier	11/29/17	*	36	7-12	.583	2-3	.667	3-4	.750	0	1	1	2.6	3	2	1	0	0	19	9.3
at Coastal Carolina	12/04/17	*	40	5-14	.357	0-3	.000	0-0	.000	0	3	3	2.6	3	5	1	0	0	10	9.4
Totals			8	265	.415	6-18	.333	15-20	.750	11	10	21	2.6	22	22	17	1	5	75	9.4

Games played: 8
Minutes/game: 33.1
Points/game: 9.4
FG Pct: 41.5
3FG Pct: 33.3
FT Pct: 75.0

Rebounds/game: 2.6
Assists/game: 2.8
Turnovers/game: 2.1
Assist/turnover ratio: 1.3
Steals/game: 0.6
Blocks/game: 0.1

CAREER STATS

Season	gp-gs	min/avg	Total fg-fga	pct	3-Point fg-fga	pct	F-Throws ft-fta	pct	Rebounds off	def	tot	avg	pf	fo	ast	to	blk	stl	Scoring pts	avg
2016-17	29-24	888/30.6	75-206	.364	19-79	.241	24-34	.706	10	64	74	2.6	62	2	46	84	2	26	193	6.7
2017-18	8-8	265/33.1	27-65	.415	6-18	.333	15-20	.750	11	10	21	2.6	22	0	22	17	1	5	75	9.4
TOTAL	37-32	1153/31.2	102-271	.376	25-97	.258	39-54	.722	21	74	95	2.6	84	2	68	101	3	31	268	7.2



SEASON HIGH	CATEGORY	CAREER HIGH
40, vs. Quincy, 11/25/2017	Minutes	40, vs. Quincy, 11/25/2017
17, vs. Quincy, 11/25/2017	Points	21, vs. Oakland, 11/19/2016
8, vs. Findlay, 11/18/2017	Rebounds	11, three times
4, vs. Quincy, 11/25/2017	Assists	5, three times
2, four times	Steals	5, vs. Grace, 11/16/2015
1, three times	Blocks	2, two times
6, vs. Quincy, 11/25/2017	FG Made	7, five times
14, vs. Quincy, 11/25/2017	FG Attempts	18, vs. Western Illinois, 12/28/2016
2, vs. Loyola-Chicago, 11/12/2017	3-PT Made	3, vs. Oakland, 11/19/2016
4, two times	3-PT Attempts	5, two times
5, vs. Quincy, 11/25/2017	FT Made	8, vs. Oakland, 11/19/2016
6, vs. Quincy, 11/25/2017	FT Attempts	10, vs. Oakland, 11/19/2016

CAREER NOTES

- Majoring in Criminal Justice

PRIOR TO FORT WAYNE

- Led Concordia to the Summit Athletic Conference tournament title in 2015
- Averaged 18.5 points, 7.1 rebounds, 2.6 assists, and 1.5 steals per game
- Was a 2015 First Team All-SAC
- Was a 2015 All-Northeast Indiana First Team honoree

ABOUT FORT WAYNE, INDIANA

- Incorporated on February 22, 1840, and is the second largest city in the state. The nickname, The Summit City, is due to its location at the zenith of the locks on the canal
- Also home to the ECHL's Fort Wayne Komets, the Midwest League's Fort Wayne TinCaps, and the NBA G League's Fort Wayne Mad Ants
- Original home to the Fort Wayne Pistons, before moving to Detroit. Was also home to the Fort Wayne Daisies of the All-American Girls Professional Baseball League

ABOUT CONCORDIA LUTHERAN HIGH SCHOOL

- Notable alumni include leading NFL agent Eugene Parker, sixth round MLB draft pick Brian Reith, and Professional mixed martial artist and former UFC fighter Dave Herman

SEASON STATS

Opponent	Date	gs	min	Total fg-fga	pct	3-Pointers 3fg-fga	pct	Free throws ft-fa	pct	Rebounds off	def	tot	avg	pf	a	t/o	blk	stl	pts	avg
at Illinois	11/10/17	*	28	3-11	.273	1-4	.250	0-0	.000	2	2	4	4.0	2	3	2	0	2	7	7.0
LOYOLA-CHICAGO	11/12/17	*	35	5-9	.556	2-4	.500	0-2	.000	2	3	5	4.5	1	1	5	1	2	12	9.5
at Belmont	11/15/17	*	33	4-14	.286	0-2	.000	2-2	1.000	2	3	5	4.7	0	2	2	0	0	10	9.7
FINDLAY	11/18/17	*	29	2-8	.250	0-2	.000	3-4	.750	6	2	8	5.5	2	1	3	0	2	7	9.0
UIC	11/21/17	*	dnp	-	-	-	-	-	-	-	-	-	-	-	-	-	-	-	-	-
QUINCY	11/25/17	*	40	6-14	.429	0-2	.000	5-6	.833	3	2	5	5.4	2	4	4	0	0	17	10.6
at Xavier	11/29/17	*	30	1-7	.143	0-0	.000	2-2	1.000	3	2	5	5.3	1	2	6	1	2	4	9.5
at Coastal Carolina	12/04/17	*	35	2-5	.400	0-0	.000	2-2	1.000	3	1	4	5.1	3	1	2	1	1	6	9.0
Totals			7	230		23-68	.338	3-14	.214	14-18	.778	21	15	36	5.1	11	14	24	63	9.0

Games played: 7
Minutes/game: 32.9
Points/game: 9.0
FG Pct: 33.8
3FG Pct: 21.4
FT Pct: 77.8

Rebounds/game: 5.1
Assists/game: 2.0
Turnovers/game: 3.4
Assist/turnover ratio: 0.6
Steals/game: 1.3
Blocks/game: 0.4

CAREER STATS

Season	gp-gs	min/avg	Total fg-fga	pct	3-Point fg-fga	pct	F-Throws ft-fa	pct	Rebounds off	def	tot	avg	pf	fo	ast	to	blk	stl	Scoring pts	avg
2015-16	30-21	688/22.9	72-176	.409	8-19	.421	51-72	.708	55	52	107	3.6	69	1	34	34	8	33	203	6.8
2016-17	29-29	910/31.4	134-327	.410	12-62	.194	74-87	.851	56	101	157	5.4	77	2	59	68	6	27	354	12.2
2017-18	7-7	230/32.9	23-68	.338	3-14	.214	14-18	.778	21	15	36	5.1	11	0	14	24	3	9	63	9.0
TOTAL	66-57	1828/27.7	229-571	.401	23-95	.242	139-177	.785	132	168	300	4.5	157	3	107	126	17	69	620	9.4



CAREER NOTES

- Will sit out the 2017-18 season due to transfer rules
- Played two seasons at Chicago State (2015-16 and 2016-17)
- Majoring in Criminal Justice

PRIOR TO FORT WAYNE

- Named the Western Athletic Conference Player of the Week on 11/28/2016
- Had 23 rebounds at Northern Illinois on 11/22/2016, which were fifth most by a Division I player that season

SEASON HIGH	CATEGORY	CAREER HIGH
.....	Minutes	38, four times *
.....	Points	38, at Northern Illinois, 11/22/2016 *
.....	Rebounds	23, at Northern Illinois, 11/22/2016 *
.....	Assists	3, three times *
.....	Steals	5, three times *
.....	Blocks	6, two times *
.....	FG Made	11, at Northern Illinois, 11/22/2016 *
.....	FG Attempts	22, at Northern Illinois, 11/22/2016 *
.....	3-PT Made	1, two times *
.....	3-PT Attempts	3, at Ball State, 12/1/2016 *
.....	FT Made	15, at Northern Illinois, 11/22/2016 *
.....	FT Attempts	19, at Northern Illinois, 11/22/2016 *

* = While at Chicago State

ABOUT FORT WAYNE, INDIANA

- Incorporated on February 22, 1840, and is the second largest city in the state. The nickname, The Summit City, is due to its location at the zenith of the locks on the canal
- Also home to the ECHL's Fort Wayne Komets, the Midwest League's Fort Wayne TinCaps, and the NBA G League's Fort Wayne Mad Ants
- Original home to the Fort Wayne Pistons, before moving to Detroit. Was also home to the Fort Wayne Daisies of the All-American Girls Professional Baseball League

ABOUT WAYNE HIGH SCHOOL

- Notable alumni include founder of Sweetwater Sound Chuck Surack, actress Molly Hagen, and former Detroit Lion Roosevelt Barnes

CAREER STATS

include statistics from Chicago State																					
Season	gp-gs	min/avg	Total		3-Point		F-Throws		Rebounds											Scoring	
			fg-fga	pct	fg-fga	pct	ft-fa	pct	off	def	tot	avg	pf	fo	ast	to	blk	stl	pts	avg	
2015-16*	29-28	741/25.6	99-217	.456	0-0	.000	41-75	.547	77	105	182	6.3	94	4	25	70	47	43	239	8.2	
2016-17*	7-7	215/30.7	36-100	.360	2-7	.286	38-56	.679	25	44	69	9.9	26	2	4	14	29	14	112	16.0	
All*	36-35	956/26.6	135-317	.426	2-7	.286	79-131	.603	102	149	251	7.0	120	6	29	84	76	57	351	9.8	

* include statistics from Chicago State



SEASON HIGH	CATEGORY	CAREER HIGH
20, two times	Minutes	20, two times
5, two times	Points	5, two times
5, two times	Rebounds	5, two times
1, vs. UIC, 11/21/2017	Assists	1, vs. UIC, 11/21/2017
1, two times	Steals	1, two times
1, vs. Quincy, 11/25/2017	Blocks	1, vs. Quincy, 11/25/2017
2, at Belmont, 11/15/2017	FG Made	2, at Belmont, 11/15/2017
4, two times	FG Attempts	4, two times
1, at Belmont, 11/15/2017	3-PT Made	1, at Belmont, 11/15/2017
3, vs. UIC, 11/21/2017	3-PT Attempts	3, vs. UIC, 11/21/2017
3, vs. Findlay, 11/18/2017	FT Made	3, vs. Findlay, 11/18/2017
3, vs. Findlay, 11/18/2017	FT Attempts	3, vs. Findlay, 11/18/2017

CAREER NOTES

- Majoring in Psychology

PRIOR TO FORT WAYNE

- Played for the U16 and U18 Finnish National Teams
- Led her team to a bronze medal at the U18 Finnish Championship League in 2015-16 with 15.2 points, 7.7 rebounds and 2.5 assists per game
- Chosen best player of the Finnish Southeastern 18-year-olds league in 2017.

ABOUT LAHTI, FINLAND

- Population: 119,395 (8th largest in Finland) | Nickname: Finland's Chicago
- Some of the more well known residents and former residents include former NHL players Pasi Nurminen and Toni Lydman.
- Home of Finland's primary radio and television stations.

ABOUT FINLAND

- Population 5,509,717 | • Official language is Finnish
- Earn its Independence from Russia on December 6, 1917
- Finland is one of the countries with the most mature population. Half of voters are estimated to be over 50 years old.
- In terms of medals and gold medals won per capita, Finland is the best performing country in Olympic history.

SEASON STATS

Opponent	Date	gs	min	Total fg-fga	pct	3-Pointers 3fg-fga	pct	Free throws ft-fta	pct	Rebounds off	def	tot	avg	pf	a	t/o	blk	stl	pts	avg
at Illinois	11/10/17	1	0-0	.000	0-0	.000	0-0	.000	0-0	.000	0	0	0	0.0	0	0	0	0	0	0.0
LOYOLA-CHICAGO	11/12/17	2	0-0	.000	0-0	.000	0-0	.000	0-0	.000	0	0	0	0.0	0	0	0	0	0	0.0
at Belmont	11/15/17	20	2-4	.500	1-1	1.000	0-0	.000	1	4	5	1.7	0	0	1	0	1	5	1.7	
FINDLAY	11/18/17	11	1-1	1.000	0-0	.000	3-3	1.000	0	2	2	1.8	0	0	2	0	1	5	2.5	
UIC	11/21/17	20	1-4	.250	0-3	.000	2-2	1.000	2	3	5	2.4	0	1	1	0	0	4	2.8	
QUINCY	11/25/17	0	0-0	.000	0-0	.000	0-0	.000	0	0	0	2.0	0	0	1	1	0	0	2.3	
at Xavier	11/29/17	4	0-0	.000	0-0	.000	0-0	.000	0	0	0	1.7	0	0	1	0	0	0	2.0	
at Coastal Carolina	12/04/17	3	0-1	.000	0-0	.000	0-0	.000	2	1	3	1.9	1	0	0	0	0	0	1.8	
Totals		0	61	4-10	.400	1-4	.250	5-5	1.000	5	10	15	1.9	1	1	6	1	2	14	1.8

Games played: 8
Minutes/game: 7.6
Points/game: 1.8
FG Pct: 40.0
3FG Pct: 25.0
FT Pct: 100.0

Rebounds/game: 1.9
Assists/game: 0.1
Turnovers/game: 0.8
Assist/turnover ratio: 0.2
Steals/game: 0.3
Blocks/game: 0.1

CAREER STATS

Season	gp-gs	min/avg	Total fg-fga	pct	3-Point fg-fga	pct	F-Throws ft-fta	pct	Rebounds off	def	tot	avg	pf	fo	ast	to	blk	stl	pts	avg
2017-18	8-0	61/7.6	4-10	.400	1-4	.250	5-5	1.000	5	10	15	1.9	1	0	1	6	1	2	14	1.8
TOTAL	8-0	61/7.6	4-10	.400	1-4	.250	5-5	1.000	5	10	15	1.9	1	0	1	6	1	2	14	1.8



SEASON HIGH	CATEGORY	CAREER HIGH
17, vs. UIC, 11/21/2017	Minutes	33, at Western Illinois, 2/22/2017
4, vs. UIC, 11/21/2017	Points	22, at Butler, 11/16/2016
2, vs. Findlay, 11/18/2017	Rebounds	5, three times
1, three times	Assists	3, three times
1, two times	Steals	3, two times
—	Blocks	1, four times
2, vs. UIC, 11/21/2017	FG Made	7, at Butler, 11/16/2016
5, vs. UIC, 11/21/2017	FG Attempts	14, vs. Western Michigan, 11/29/2015
—	3-PT Made	4, at Butler, 11/16/2016
2, at Belmont, 11/15/2017	3-PT Attempts	8, vs. South Dakota State, 2/18/2017
3, vs. Findlay, 11/18/2017	FT Made	4, three times
4, vs. Findlay, 11/18/2017	FT Attempts	7, at IUPUI, 2/25/2017

CAREER NOTES

- 2015-16 Summit League Academic Honor Roll
- 2015-16 Summit League Distinguished Scholar
- Majoring in Biology Pre-Medicine

PRIOR TO FORT WAYNE

- Helped lead her team to back-to-back IHSAA Class 2A state championships
- Named to the ICGSA All-State team as a senior
- Named a 2015 IBCA Small School (1A-2A) All-State selection

ABOUT INDIANAPOLIS, INDIANA

- Is the capital and largest city of the state of Indiana, founded in 1821
- Home of the NFL's Indianapolis Colts and NBA's Indiana Pacers
- The long list of notable people from greater Indianapolis include: Jane Pauley, Brendan Fraser, Steve McQueen, Gordon Hayward, Oscar Robertson, John Wooden and David Letterman

ABOUT HERITAGE CHRISTIAN HIGH SCHOOL

- Notable alumni include Time Magazine's Person of the Year in 2014 Kent Brantly, The Hunger Games actor Dayo Okeniyi, and former WNBA player Kelly Faris.

SEASON STATS

Opponent	Date	gs	min	Total fg-fga	pct	3-Pointers 3fg-fga	pct	Free throws ft-fa	pct	Rebounds off	def	tot	avg	pf	a	t/o	blk	stl	pts	avg
at Illinois	11/10/17	15	15	0-3	.000	0-1	.000	0-0	.000	1	0	1	1.0	1	1	2	0	0	0	0.0
LOYOLA-CHICAGO	11/12/17	10	10	1-2	.500	0-0	.000	0-0	.000	1	0	1	1.0	0	1	1	0	1	2	1.0
at Belmont	11/15/17	5	5	0-2	.000	0-2	.000	0-2	.000	0	1	1	1.0	1	0	1	0	0	0	0.7
FINDLAY	11/18/17	8	8	0-0	.000	0-0	.000	3-4	.750	0	2	2	1.3	2	1	2	0	1	3	1.3
UIC	11/21/17	17	17	2-5	.400	0-1	.000	0-1	.000	0	0	0	1.0	3	0	2	0	0	4	1.8
QUINCY	11/25/17	3	3	0-1	.000	0-0	.000	0-0	.000	0	0	0	0.8	0	0	1	0	0	0	1.5
at Xavier	11/29/17	dnp	dnp	-	-	-	-	-	-	-	-	-	-	-	-	-	-	-	-	-
at Coastal Carolina	12/04/17	dnp	dnp	-	-	-	-	-	-	-	-	-	-	-	-	-	-	-	-	-
Totals		0	58	3-13	.231	0-4	.000	3-7	.429	2	3	5	0.8	7	3	9	0	2	9	1.5

Games played: 6
Minutes/game: 9.7
Points/game: 1.5
FG Pct: 23.1
3FG Pct: 0.0
FT Pct: 42.9

Rebounds/game: 0.8
Assists/game: 0.5
Turnovers/game: 1.5
Assist/turnover ratio: 0.3
Steals/game: 0.3

CAREER STATS

Season	gp-gs	min/avg	Total fg-fga	pct	3-Point fg-fga	pct	F-Throws ft-fa	pct	Rebounds off	def	tot	avg	pf	fo	ast	to	blk	stl	Scoring pts	avg
2015-16	28-1	408/14.6	32-132	.242	11-54	.204	23-37	.622	17	38	55	2.0	57	0	23	41	2	23	98	3.5
2016-17	20-1	403/20.2	37-119	.311	12-47	.255	22-33	.667	8	33	41	2.1	36	1	17	43	2	10	108	5.4
2017-18	6-0	58/9.7	3-13	.231	0-4	.000	3-7	.429	2	3	5	0.8	7	0	3	9	0	2	9	1.5
TOTAL	54-2	869/16.1	72-264	.273	23-105	.219	48-77	.623	27	74	101	1.9	100	1	43	93	4	35	215	4.0



SEASON HIGH	CATEGORY	CAREER HIGH
29, at Coastal Carolina, 12/4/2017	Minutes	29, at Coastal Carolina, 12/4/2017
7, at Coastal Carolina, 12/4/2017	Points	7, at Coastal Carolina, 12/4/2017
10, vs. UIC, 11/21/2017	Rebounds	10, vs. UIC, 11/21/2017
1, at Illinois, 11/10/2017	Assists	1, at Illinois, 11/10/2017
1, four times	Steals	1, four times
1, two times	Blocks	1, two times
3, two times	FG Made	3, two times
6, at Coastal Carolina, 12/4/2017	FG Attempts	6, at Coastal Carolina, 12/4/2017
—	3-PT Made	—
—	3-PT Attempts	—
1, at Coastal Carolina, 12/4/2017	FT Made	1, at Coastal Carolina, 12/4/2017
3, at Coastal Carolina, 12/4/2017	FT Attempts	3, at Coastal Carolina, 12/4/2017

CAREER NOTES

- Majoring in Psychology

PRIOR TO FORT WAYNE

- Led her team with 6.3 rebounds while scoring 7.6 points per game
- Named to the Hoosier Magazine Top 60 Senior Girls list
- Selected to the Region Strong All-Star Team
- Selected to the American Family Insurance All-USA Indy Girls Basketball Super Team Honorable Mention list

ABOUT INDIANAPOLIS, INDIANA

- Is the capital and largest city of the state of Indiana, founded in 1821
- Home of the NFL's Indianapolis Colts and NBA's Indiana Pacers
- The long list of notable people from greater Indianapolis include: Jane Pauley, Brendan Fraser, Steve McQueen, Gordon Hayward, Oscar Robertson, John Wooden and David Letterman

ABOUT BEN DAVIS HIGH SCHOOL

- Notable alumni include WNBA players Shyra Ely and Alex Bentley, and former Cleveland Cavaliers head coach Randy Wittman

SEASON STATS

Opponent	Date	gs	min	Total		3-Pointers		Free throws		Rebounds				pf	a	t/o	blk	stl	pts	avg
				fg-fga	pct	3fg-fga	pct	ft-fa	pct	off	def	tot	avg							
at Illinois	11/10/17		11	0-3	.000	0-0	.000	0-0	.000	0	1	1	1.0	0	1	0	1	0	0.0	
LOYOLA-CHICAGO	11/12/17		2	0-0	.000	0-0	.000	0-0	.000	0	1	1	1.0	0	0	0	1	0	0.0	
at Belmont	11/15/17		6	0-1	.000	0-0	.000	0-0	.000	1	1	2	1.3	1	0	0	0	0	0.0	
FINDLAY	11/18/17		10	1-2	.500	0-0	.000	0-0	.000	2	2	4	2.0	2	0	1	1	1	2.0	
UIC	11/21/17		21	1-4	.250	0-0	.000	0-2	.000	6	4	10	3.6	5	0	2	0	1	2.8	
QUINCY	11/25/17		10	3-4	.750	0-0	.000	0-0	.000	0	2	2	3.3	2	0	0	0	0	6.7	
at Xavier	11/29/17		7	1-1	1.000	0-0	.000	0-0	.000	1	1	2	3.1	0	0	1	0	1	2.7	
at Coastal Carolina	12/04/17		29	3-6	.500	0-0	.000	1-3	.333	3	7	10	4.0	1	0	2	0	1	7.4	
Totals		0	96	9-21	.429	0-0	.000	1-5	.200	13	19	32	4.0	11	1	6	3	4	19.4	

Games played: 8
Minutes/game: 12.0
Points/game: 2.4
FG Pct: 42.9
FT Pct: 20.0

Rebounds/game: 4.0
Assists/game: 0.1
Turnovers/game: 0.8
Assist/turnover ratio: 0.2
Steals/game: 0.5
Blocks/game: 0.4

CAREER STATS

Season	gp-gs	min/avg	Total fg-fga	pct	3-Point fg-fga	pct	F-Throws ft-fa	pct	Rebounds off	def	tot	avg	pf	fo	ast	to	blk	stl	pts	avg
2017-18	8-0	96/12.0	9-21	.429	0-0	.000	1-5	.200	13	19	32	4.0	11	1	1	6	3	4	19	2.4
TOTAL	8-0	96/12.0	9-21	.429	0-0	.000	1-5	.200	13	19	32	4.0	11	1	1	6	3	4	19	2.4





SEASON HIGH	CATEGORY	CAREER HIGH
1, at Coastal Carolina, 12/4/2017	Minutes	1, at Coastal Carolina, 12/4/2017
	Points	
	Rebounds	
	Assists	
	Steals	
	Blocks	
	FG Made	
1, at Coastal Carolina, 12/4/2017	FG Attempts	1, at Coastal Carolina, 12/4/2017
	3-PT Made	
1, at Coastal Carolina, 12/4/2017	3-PT Attempts	1, at Coastal Carolina, 12/4/2017
	FT Made	
	FT Attempts	

CAREER NOTES

- Majoring in Psychology

PRIOR TO FORT WAYNE

- Named to the Finnish National team in 2016
- Previously a member of the U16 and U18 Finnish National teams
- Led her team in scoring at the 2016 U18 European Championships
- Named the 2017 Finnish Korisliiga League Rookie of the Year

ABOUT HELSINKI, FINLAND

- Population 642,045 | • Is the capital of Finland
- Helsinki is more known for its Art Nouveau architecture. It is considered the Design Capital of the world

ABOUT FINLAND

- Population 5,509,717 | • Official language is Finnish
- Earn its Independence from Russia on December 6, 1917
- Finland is one of the countries with the most mature population. Half of voters are estimated to be over 50 years old
- In terms of medals and gold medals won per capita, Finland is the best performing country in Olympic history

SEASON STATS

Opponent	Date	gs	min	Total fg-fga	pct	3-Pointers 3fg-fga	pct	Free throws ft-fta	pct	Rebounds off	def	tot	avg	pf	a	t/o	blk	stl	pts	avg
at Illinois	11/10/17	dnp	-	-	-	-	-	-	-	-	-	-	-	-	-	-	-	-	-	-
LOYOLA-CHICAGO	11/12/17	dnp	-	-	-	-	-	-	-	-	-	-	-	-	-	-	-	-	-	-
at Belmont	11/15/17	dnp	-	-	-	-	-	-	-	-	-	-	-	-	-	-	-	-	-	-
FINDLAY	11/18/17	dnp	-	-	-	-	-	-	-	-	-	-	-	-	-	-	-	-	-	-
UIC	11/21/17	dnp	-	-	-	-	-	-	-	-	-	-	-	-	-	-	-	-	-	-
QUINCY	11/25/17	dnp	-	-	-	-	-	-	-	-	-	-	-	-	-	-	-	-	-	-
at Xavier	11/29/17	dnp	-	-	-	-	-	-	-	-	-	-	-	-	-	-	-	-	-	-
at Coastal Carolina	12/04/17	1	1	0-1	.000	0-1	.000	0-0	.000	0	0	0	0.0	0	0	0	0	0	0	0.0
Totals		0	1	0-1	.000	0-1	.000	0-0	.000	0	0	0	0.0	0	0	0	0	0	0	0.0

Games played: 1
Minutes/game: 1.0
FG Pct: 0.0
3FG Pct: 0.0

CAREER STATS

Season	gp-gs	min/avg	Total fg-fga	pct	3-Point fg-fga	pct	F-Throws ft-fta	pct	Rebounds off	def	tot	avg	pf	fo	ast	to	blk	stl	Scoring pts	avg
2017-18	1-0	1/1.0	0-1	.000	0-1	.000	0-0	.000	0	0	0	0.0	0	0	0	0	0	0	0	0.0
TOTAL	1-0	1/1.0	0-1	.000	0-1	.000	0-0	.000	0	0	0	0.0	0	0	0	0	0	0	0	0.0



SEASON HIGH	CATEGORY	CAREER HIGH
38, at Illinois, 11/10/2017	Minutes	38, at Illinois, 11/10/2017
18, at Coastal Carolina, 12/4/2017	Points	18, at Coastal Carolina, 12/4/2017
4, two times	Rebounds	4, two times
2, vs. Quincy, 11/25/2017	Assists	2, vs. Quincy, 11/25/2017
1, two times	Steals	1, two times
2, vs. Findlay, 11/18/2017	Blocks	2, vs. Findlay, 11/18/2017
6, two times	FG Made	6, two times
14, at Coastal Carolina, 12/4/2017	FG Attempts	14, at Coastal Carolina, 12/4/2017
6, at Coastal Carolina, 12/4/2017	3-PT Made	6, at Coastal Carolina, 12/4/2017
13, at Coastal Carolina, 12/4/2017	3-PT Attempts	13, at Coastal Carolina, 12/4/2017
3, two times	FT Made	3, two times
5, vs. UIC, 11/21/2017	FT Attempts	5, vs. UIC, 11/21/2017

CAREER NOTES

- Majoring in Business

PRIOR TO FORT WAYNE

- Set school records for most three-point field goals made in a game (9), season (87) and in a career (180)
- Named All-NWOAL, Crescent News, District 7 and All-Northwest District Division III Player of the Year
-

ABOUT ARCHBOLD, OHIO

- Population 4,346 | Founded 1866
- A more well known former residents of Archbold include current NASCAR driver Sam Hornish Jr.
- Home to Sauder Woodworking Company, fifth largest residential furniture manufacturer in America and the world's leading manufacturer of ready-to-assemble furniture.

ABOUT ARCHBOLD HIGH SCHOOL

- Nicknamed the Blue Streaks.
- Holds eight state titles across four difference sports.
- Women's basketball owns 11 NWOAL championship titles

SEASON STATS

Opponent	Date	gs	min	Total fg-fga	pct	3-Pointers 3fg-fga	pct	Free throws ft-fa	pct	Rebounds off	def	tot	avg	pf	a	t/o	blk	stl	pts	avg
at Illinois	11/10/17	*	38	6-12	.500	5-11	.455	0-0	.000	0	3	3	3.0	1	1	1	0	0	17	17.0
LOYOLA-CHICAGO	11/12/17	*	32	3-8	.375	3-6	.500	3-4	.750	0	3	3	3.0	1	0	1	0	1	12	14.5
at Belmont	11/15/17	*	33	1-3	.333	1-3	.333	0-0	.000	0	2	2	2.7	1	1	1	1	0	3	10.7
FINDLAY	11/18/17	*	31	2-12	.167	2-12	.167	0-0	.000	1	3	4	3.0	0	1	0	2	0	6	9.5
UIC	11/21/17	*	32	3-9	.333	2-6	.333	3-5	.600	1	2	3	3.0	4	0	2	0	0	11	9.8
QUINCY	11/25/17	*	31	1-4	.250	1-4	.250	0-0	.000	0	3	3	3.0	2	2	1	1	0	3	8.7
at Xavier	11/29/17	*	26	2-6	.333	1-2	.500	0-0	.000	1	2	3	3.0	1	0	2	0	0	5	8.1
at Coastal Carolina	12/04/17	*	37	6-14	.429	6-13	.462	0-0	.000	1	3	4	3.1	1	1	2	0	1	18	9.4
Totals			8	260		24-68	.353	21-57	.368	6-9		25	3.1	11	6	10	4	2	75	9.4

Games played: 8
Minutes/game: 32.5
Points/game: 9.4
FG Pct: 35.3
3FG Pct: 36.8
FT Pct: 66.7

Rebounds/game: 3.1
Assists/game: 0.8
Turnovers/game: 1.3
Assist/turnover ratio: 0.6
Steals/game: 0.3
Blocks/game: 0.5

CAREER STATS

Season	gp-gs	min/avg	Total fg-fga	pct	3-Point fg-fga	pct	F-Throws ft-fa	pct	Rebounds off	def	tot	avg	pf	fo	ast	to	blk	stl	Scoring pts	avg
2017-18	8-8	260/32.5	24-68	.353	21-57	.368	6-9	.667	4	21	25	3.1	11	0	6	10	4	2	75	9.4
TOTAL	8-8	260/32.5	24-68	.353	21-57	.368	6-9	.667	4	21	25	3.1	11	0	6	10	4	2	75	9.4



SEASON HIGH	CATEGORY	CAREER HIGH
3, vs. Findlay, 11/18/2017	Minutes	3, vs. Findlay, 11/18/2017
	Points	
	Rebounds	
	Assists	
	Steals	
	Blocks	
	FG Made	
	FG Attempts	
	3-PT Made	
	3-PT Attempts	
	FT Made	
	FT Attempts	

CAREER NOTES

- Transferred in for the 2017-18 season
- Majoring in General Studies

PRIOR TO FORT WAYNE

- Played two seasons of golf while at Grace (IN)

ABOUT FORT WAYNE, INDIANA

- Incorporated on February 22, 1840, and is the second largest city in the state. The nickname, The Summit City, is due to its location at the zenith of the locks on the canal
- Also home to the ECHL's Fort Wayne Komets, the Midwest League's Fort Wayne TinCaps, and the NBA G League's Fort Wayne Mad Ants
- Original home to the Fort Wayne Pistons, before moving to Detroit. Was also home to the Fort Wayne Daisies of the All-American Girls Professional Baseball League

ABOUT NORTHROP HIGH SCHOOL

- Notable alumni include actor Dan Butler, MLB manager for the Seattle Mariners Eric Wedge, and NBA basketball player Walter Jordan

SEASON STATS

Opponent	Date	gs	min	Total fg-fga	pct	3-Pointers 3fg-fga	pct	Free throws ft-fa	pct	Rebounds off def tot	avg	pf	a	t/o	blk	stl	pts	avg
at Illinois	11/10/17	dnp	-	-	-	-	-	-	-	-	-	-	-	-	-	-	-	-
LOYOLA-CHICAGO	11/12/17	dnp	-	-	-	-	-	-	-	-	-	-	-	-	-	-	-	-
at Belmont	11/15/17	dnp	-	-	-	-	-	-	-	-	-	-	-	-	-	-	-	-
FINDLAY	11/18/17	3	0-0	.000	0-0	.000	0-0	.000	0	0	0	0.0	0	0	0	0	0	0.0
UIC	11/21/17	dnp	-	-	-	-	-	-	-	-	-	-	-	-	-	-	-	-
QUINCY	11/25/17	dnp	-	-	-	-	-	-	-	-	-	-	-	-	-	-	-	-
at Xavier	11/29/17	dnp	-	-	-	-	-	-	-	-	-	-	-	-	-	-	-	-
at Coastal Carolina	12/04/17	dnp	-	-	-	-	-	-	-	-	-	-	-	-	-	-	-	-
Totals		0	3	0-0	.000	0-0	.000	0-0	.000	0	0	0	0.0	0	0	0	0	0.0

Games played: 1
Minutes/game: 3.0

CAREER STATS

Season	gp-gs	min/avg	Total fg-fga	pct	3-Point fg-fga	pct	F-Throws ft-fa	pct	Rebounds off def tot	avg	pf	fo	ast	to	blk	stl	Scoring pts	avg
2017-18	1-0	3/3.0	0-0	.000	0-0	.000	0-0	.000	0	0	0	0.0	0	0	0	0	0	0.0
TOTAL	1-0	3/3.0	0-0	.000	0-0	.000	0-0	.000	0	0	0	0.0	0	0	0	0	0	0.0

FORT WAYNE SEASON STATS

RECORD:	OVERALL	HOME	AWAY	NEUTRAL
ALL GAMES	2-6	2-2	0-4	0-0
CONFERENCE	0-0	0-0	0-0	0-0
NON-CONFERENCE	2-6	2-2	0-4	0-0

#	Player	gp-gs	min	avg	Total		3-Point		F-Throw		Rebounds				pf	dq	a	to	blk	stl	pts	avg
					fg-fga	fg%	3fg-fga	3fg%	ft-fga	ft%	off	def	tot	avg								
00	Jaelencia Williams	8-8	177	22.1	33-72	.458	0-0	.000	12-17	.706	22	32	54	6.8	15	0	2	13	10	4	78	9.8
03	KeShyra McCarver	8-1	141	17.6	12-37	.324	4-13	.308	15-16	.938	14	9	23	2.9	27	1	8	10	1	6	43	5.4
05	Hannah Hess	7-0	96	13.7	12-30	.400	5-20	.250	0-0	.000	0	5	5	0.7	5	0	5	6	0	4	29	4.1
10	Hannah Albrecht	8-8	237	29.6	19-45	.422	6-13	.462	9-10	.900	0	21	21	2.6	13	0	18	18	2	8	53	6.6
12	Anna Lappenküper	8-8	265	33.1	27-65	.415	6-18	.333	15-20	.750	11	10	21	2.6	22	0	22	17	1	5	75	9.4
13	De'Jour Young	7-7	230	32.9	23-68	.338	3-14	.214	14-18	.778	21	15	36	5.1	11	0	14	24	3	9	63	9.0
21	Emma Tuominen	8-0	61	7.6	4-10	.400	1-4	.250	5-5	1.000	5	10	15	1.9	1	0	1	6	1	2	14	1.8
23	Peyton Fallis	6-0	58	9.7	3-13	.231	0-4	.000	3-7	.429	2	3	5	0.8	7	0	3	9	0	2	9	1.5
30	Diamond Williams	8-0	96	12.0	9-21	.429	0-0	.000	1-5	.200	13	19	32	4.0	11	1	1	6	3	4	19	2.4
31	Sofia Rajala	1-0	1	1.0	0-1	.000	0-1	.000	0-0	.000	0	0	0	0.0	0	0	0	0	0	0	0	0.0
32	Kierstyn Repp	8-8	260	32.5	24-68	.353	21-57	.368	6-9	.667	4	21	25	3.1	11	0	6	10	4	2	75	9.4
33	Stevie Luebbert	1-0	3	3.0	0-0	.000	0-0	.000	0-0	.000	0	0	0	0.0	0	0	0	0	0	0	0	0.0
Team											13	16	29				12					
Total.....		8	1625		166-430	.386	46-144	.319	80-107	.748	105	161	266	33.2	123	2	80	131	25	46	458	57.2
Opponents.....		8	1625		205-465	.441	48-144	.333	93-125	.744	108	160	268	33.5	120	-	103	97	22	57	551	68.9

TEAM STATISTICS	FW	OPP	Date	Opponent	Score	Att.
SCORING	458	551	11/10/17	at Illinois	L 50-64	1148
Points per game	57.2	68.9	11/12/17	LOYOLA-CHICAGO	w 79-70	637
Scoring margin	-11.6	-	11/15/17	at Belmont	L 42-74	496
FIELD GOALS-ATT	166-430	205-465	11/18/17	FINDLAY	L 55-75	538
Field goal pct	.386	.441	11/21/17	UIC	L 51-67	1289
3 POINT FG-ATT	46-144	48-144	11/25/17	QUINCY	w 73-72	460
3-point FG pct	.319	.333	11/29/17	at Xavier	L 50-62	612
3-pt FG made per game	5.8	6.0	12/04/17	at Coastal Carolina	Lot 58-67	272
FREE THROWS-ATT	80-107	93-125	* - Conference game			
Free throw pct	.748	.744				
F-Throws made per game	10.0	11.6				
REBOUNDS	266	268				
Rebounds per game	33.2	33.5				
Rebounding margin	-0.2	-				
ASSISTS	80	103				
Assists per game	10.0	12.9				
TURNOVERS	131	97				
Turnovers per game	16.4	12.1				
Turnover margin	-4.2	-				
Assist/turnover ratio	0.6	1.1				
STEALS	46	57				
Steals per game	5.8	7.1				
BLOCKS	25	22				
Blocks per game	3.1	2.8				
ATTENDANCE	2924	2528				
Home games-Avg/Game	4-731	4-632				
Neutral site-Avg/Game	-	0-0				

Score by Periods	1st	2nd	3rd	4th	OT	Totals
Fort Wayne	106	104	117	129	2	458
Opponents	123	132	143	142	11	551

TV/RADIO ROSTER



#00 JAELENCIA WILLIAMS
5-8 | Guard | So.
Indianapolis, Ind.



#3 Keshyra McCARVER
5-10 | Forward | Sr.
Toledo, Ohio



#5 HANNAH HESS
5-9 | Guard | R-Fr.
Oregon, Ohio



#10 HANNAH ALBRECHT
5-9 | Guard | So.
Oregon



#12 ANNA LAPPENKÜPER
5-8 | Guard | Jr.
Herne, Germany



#13 De'JOUR YOUNG
5-7 | Guard | Jr.
Fort Wayne, Indiana



#14 Sh'TOYA SANDERS
6-2 | Forward | Sr.
Fort Wayne, Ind.



#21 EMMA TUOMINEN
6-0 | Forward | So.
Lahti, Finland



#23 PEYTON FALLIS
5-10 | Guard | Jr.
Indianapolis, Indiana



#30 DIAMOND WILLIAMS
5-10 | Guard | Jr.
Indianapolis, Indiana



#31 SOFIA RAJALA
5-8 | Guard | Sr.
Helsinki, Finland



#32 KIERSTYN REPP
6-0 | Forward | So.
Archbold, Ohio



#33 STEVIE LUEBBERT
6-0 | Forward | So.
Archbold, Ohio

PRONUNCIATIONS

#00 - Jalencia - JUH-len-see-uh

#3 - KeShyra - Key-Shy-RUH

#12 - Anna Lappenküper - AHH-nuh LAH-pen-cooper

#13 - De'Jour - D-zuhr

#14 Sh'Toya - SHU-toy-yuh

#21 - Tuominen - too-oh-MEH-nen

#23 - Fallis - Fau-liss

#31 - Rajala - RUH-jah-Luh

#32 - Repp - Rep

Niecee - KNEE-see

Seibert - sigh-BURT



NIECEE NELSON
Head Coach
Head Coach (2nd Season)
Concordia Portland '02



TY SHAW
Assistant Coach
Albertson '02



MARCIE ALBERTS
Assistant Coach
Ohio State '97



CAROL DUNCAN
Assistant Coach
Purdue '06



HALEY SEIBERT
Director of Operations
IPFW '15



FORT WAYNE MASTODONS

Overall	League	Non-League	Home	Away	Neutral
2-6	0-0	2-6	2-2	0-4	0-0

Head Coach: Niecee Nelson
Alma Mater: Concordia (OR) '02
Record at Fort Wayne: 7-30 (1 year)
42nd Season in Program History
All-Time Record: 463-634

Assistant Coaches: Marcie Alberts,
Carol Duncan and Ty Shaw
Team Captains: KeShyra McCarver and
De'Jour Young



00 • JAELENCIA WILLIAMS • (JUH-len-see-uh) • C • Fr. • 6-2 • Indianapolis, Ind. • Southport H.S.

Season	GP	GS	MPG	Pts	PPG	RPG	Ast	Bk	Stl	FG%	3FG%	FT%
	8	8	22.1	78	9.8	6.75	2	10	4	.458	.000	.706
Career	GP	GS	MPG	Pts	PPG	RPG	Ast	Bk	Stl	FG%	3FG%	FT%
	8	8	22.1	78	9.8	6.75	2	10	4	.458	.000	.706

Season High	Pts	Reb	Ast	Bk	Stl	FG	3FG	FT
13 vs UIC, 11/21/17	13	13	10	10	11/21/17	13	10	11/21/17
10 at Illinois, 11/10/17	10	10	10	10	11/10/17	10	10	11/10/17
2 vs Quincy, 11/25/17	2	2	2	2	11/25/17	2	2	11/25/17
2, two times	2	2	2	2	11/25/17	2	2	11/25/17
3 vs Loyola-Chicago, 11/12/17	3	3	3	3	11/12/17	3	3	11/12/17
6 vs Findlay, 11/18/17	6	6	6	6	11/18/17	6	6	11/18/17
4 at Belmont, 11/15/17	4	4	4	4	11/15/17	4	4	11/15/17

Career High	Pts	Reb	Ast	Bk	Stl	FG	3FG	FT
13 vs UIC, 11/21/17	13	13	10	10	11/21/17	13	10	11/21/17
10 at Illinois, 11/10/17	10	10	10	10	11/10/17	10	10	11/10/17
2 vs Quincy, 11/25/17	2	2	2	2	11/25/17	2	2	11/25/17
2, two times	2	2	2	2	11/25/17	2	2	11/25/17
3 vs Loyola-Chicago, 11/12/17	3	3	3	3	11/12/17	3	3	11/12/17
6 vs Findlay, 11/18/17	6	6	6	6	11/18/17	6	6	11/18/17
4 at Belmont, 11/15/17	4	4	4	4	11/15/17	4	4	11/15/17




3 • KeSHYRA MCCARVER • (Key-Shy-Ruh) • F • Sr. • 5-10 • Toledo, Ohio • Whitmer H.S.

Season	GP	GS	MPG	Pts	PPG	RPG	Ast	Bk	Stl	FG%	3FG%	FT%
	8	1	17.6	43	5.4	2.88	8	1	6	.324	.308	.938
Career	GP	GS	MPG	Pts	PPG	RPG	Ast	Bk	Stl	FG%	3FG%	FT%
	93	41	18.9	481	5.2	3.17	77	11	59	.330	.303	.743

Season High	Pts	Reb	Ast	Bk	Stl	FG	3FG	FT
12 vs Loyola-Chicago, 11/12/17	12	12	12	12	11/12/17	12	12	11/12/17
6 at Xavier, 11/29/17	6	6	6	6	11/29/17	6	6	11/29/17
2 vs Quincy, 11/25/17	2	2	2	2	11/25/17	2	2	11/25/17
2, two times	2	2	2	2	11/25/17	2	2	11/25/17
2 at Coastal Carolina, 12/4/17	2	2	2	2	12/4/17	2	2	12/4/17
4, two times	4	4	4	4	12/4/17	4	4	12/4/17
3 at Coastal Carolina, 12/4/17	3	3	3	3	12/4/17	3	3	12/4/17

Career High	Pts	Reb	Ast	Bk	Stl	FG	3FG	FT
22 at Illinois, 11/14/2014	22	22	14	14	11/14/2014	22	14	11/14/2014
14 at Illinois, 11/14/2014	14	14	14	14	11/14/2014	14	14	11/14/2014
4 at Western Illinois, 1/31/2015	4	4	4	4	1/31/2015	4	4	1/31/2015
2 at Omaha, 2/11/2016	2	2	2	2	2/11/2016	2	2	2/11/2016
7 vs USC Upstate, 11/21/2015	7	7	7	7	11/21/2015	7	7	11/21/2015
4 vs Grace, 11/18/2014	4	4	4	4	11/18/2014	4	4	11/18/2014
11 at Illinois, 11/14/2014	11	11	11	11	11/14/2014	11	11	11/14/2014




5 • HANNAH HESS • G • So. • 5-9 • Oregon, Ohio • Clay H.S.

Season	GP	GS	MPG	Pts	PPG	RPG	Ast	Bk	Stl	FG%	3FG%	FT%
	7	0	13.7	29	4.1	0.71	5	0	4	.400	.250	.000
Career	GP	GS	MPG	Pts	PPG	RPG	Ast	Bk	Stl	FG%	3FG%	FT%
	7	0	13.7	29	4.1	0.71	5	0	4	.400	.250	.000

Season High	Pts	Reb	Ast	Bk	Stl	FG	3FG	FT
11 at Coastal Carolina, 12/4/17	11	11	11	11	12/4/17	11	11	12/4/17
3 vs Quincy, 11/25/17	3	3	3	3	11/25/17	3	3	11/25/17
2, two times	2	2	2	2	11/25/17	2	2	11/25/17
2 at Coastal Carolina, 12/4/17	2	2	2	2	12/4/17	2	2	12/4/17
4, two times	4	4	4	4	12/4/17	4	4	12/4/17
3 at Coastal Carolina, 12/4/17	3	3	3	3	12/4/17	3	3	12/4/17
FT	FT	FT	FT	FT	FT	FT	FT	FT

Career High	Pts	Reb	Ast	Bk	Stl	FG	3FG	FT
11 at Coastal Carolina, 12/4/17	11	11	11	11	12/4/17	11	11	12/4/17
3 vs Quincy, 11/25/17	3	3	3	3	11/25/17	3	3	11/25/17
2, two times	2	2	2	2	11/25/17	2	2	11/25/17
2 at Coastal Carolina, 12/4/17	2	2	2	2	12/4/17	2	2	12/4/17
4, two times	4	4	4	4	12/4/17	4	4	12/4/17
3 at Coastal Carolina, 12/4/17	3	3	3	3	12/4/17	3	3	12/4/17
FT	FT	FT	FT	FT	FT	FT	FT	FT




10 • HANNAH ALBRECHT • G • Fr. • 5-7 • Crown Point, Ind. • Saint Joseph's (IN)

Season	GP	GS	MPG	Pts	PPG	RPG	Ast	Bk	Stl	FG%	3FG%	FT%
	8	8	29.6	53	6.6	2.63	18	2	8	.422	.462	.900
Career	GP	GS	MPG	Pts	PPG	RPG	Ast	Bk	Stl	FG%	3FG%	FT%
	8	8	29.6	53	6.6	2.63	18	2	8	.422	.462	.900

Season High	Pts	Reb	Ast	Bk	Stl	FG	3FG	FT
16 vs Loyola-Chicago, 11/12/17	16	16	23	23	11/12/17	16	23	11/12/17
6 at Belmont, 11/15/17	6	6	6	6	11/15/17	6	6	11/15/17
6 at Coastal Carolina, 12/4/17	6	6	6	6	12/4/17	6	6	12/4/17
3 vs UIC, 11/21/17	3	3	3	3	11/21/17	3	3	11/21/17
5 vs Loyola-Chicago, 11/12/17	5	5	5	5	11/12/17	5	5	11/12/17
1 vs Loyola-Chicago, 11/12/17	1	1	1	1	11/12/17	1	1	11/12/17
3 vs Loyola-Chicago, 11/12/17	3	3	3	3	11/12/17	3	3	11/12/17

Career High	Pts	Reb	Ast	Bk	Stl	FG	3FG	FT
23 at Maryville, 1/5/17	23	23	23	23	1/5/17	23	23	1/5/17
7 vs Ohio Valley, 11/26/16	7	7	7	7	11/26/16	7	7	11/26/16
8 vs Bellarmine, 1/28/17	8	8	8	8	1/28/17	8	8	1/28/17
3, five times	3	3	3	3	11/21/17	3	3	11/21/17
10 vs Bellarmine, 1/28/17	10	10	10	10	1/28/17	10	10	1/28/17
3, four times	3	3	3	3	11/21/17	3	3	11/21/17
6, two times	6	6	6	6	11/21/17	6	6	11/21/17



12 • ANNA LAPPENKUPER • (AHH-nuh LAH-pen-cooper) • G • So. • 5-8 • Herne, Germany • Otto Hahn Gymnasium

Season	GP	GS	MPG	Pts	PPG	RPG	Ast	Bk	Stl	FG%	3FG%	FT%
	8	8	33.1	75	9.4	2.63	22	1	5	.415	.333	.750
Career	GP	GS	MPG	Pts	PPG	RPG	Ast	Bk	Stl	FG%	3FG%	FT%
	37	32	31.2	268	7.2	2.57	68	3	31	.376	.258	.722

Season High	Pts	Reb	Ast	Bk	Stl	FG	3FG	FT
19 at Xavier, 11/29/17	19	19	19	19	11/29/17	19	19	11/29/17
6 at Illinois, 11/10/17	6	6	6	6	11/10/17	6	6	11/10/17
5, two times	5	5	5	5	11/29/17	5	5	11/29/17
2 vs Loyola-Chicago, 11/12/17	2	2	2	2	11/12/17	2	2	11/12/17
7 at Xavier, 11/29/17	7	7	7	7	11/29/17	7	7	11/29/17
3 vs Quincy, 11/25/17	3	3	3	3	11/25/17	3	3	11/25/17
8 vs Loyola-Chicago, 11/12/17	8	8	8	8	11/12/17	8	8	11/12/17

Career High	Pts	Reb	Ast	Bk	Stl	FG	3FG	FT
19 at Xavier, 11/29/17	19	19	19	19	11/29/17	19	19	11/29/17
6 at Illinois, 11/10/17	6	6	6	6	11/10/17	6	6	11/10/17
5, four times	5	5	5	5	11/29/17	5	5	11/29/17
2 vs Quincy, 11/25/17	2	2	2	2	11/25/17	2	2	11/25/17
7 at Xavier, 11/29/17	7	7	7	7	11/29/17	7	7	11/29/17
3, three times	3	3	3	3	11/25/17	3	3	11/25/17
8 vs Loyola-Chicago, 11/12/17	8	8	8	8	11/12/17	8	8	11/12/17




13 • De'JOUR YOUNG • (D-zhur) • G • Jr. • 5-7 • Fort Wayne, Ind. • Concordia Lutheran H.S.

Season	GP	GS	MPG	Pts	PPG	RPG	Ast	Bk	Stl	FG%	3FG%	FT%
	7	7	32.9	63	9.0	5.14	14	3	9	.338	.214	.778
Career	GP	GS	MPG	Pts	PPG	RPG	Ast	Bk	Stl	FG%	3FG%	FT%
	66	57	27.7	620	9.4	4.55	107	17	69	.401	.242	.785

Season High	Pts	Reb	Ast	Bk	Stl	FG	3FG	FT
17 vs Quincy, 11/25/17	17	17	21	21	11/25/17	17	21	11/25/17
8 vs Findlay, 11/18/17	8	8	11	11	11/18/17	8	11	11/18/17
4 vs Quincy, 11/25/17	4	4	4	4	11/25/17	4	4	11/25/17
2, three times	2	2	2	2	11/25/17	2	2	11/25/17
6 vs Quincy, 11/25/17	6	6	6	6	11/25/17	6	6	11/25/17
2 vs Loyola-Chicago, 11/12/17	2	2	2	2	11/12/17	2	2	11/12/17
5 vs Quincy, 11/25/17	5	5	5	5	11/25/17	5	5	11/25/17

Career High	Pts	Reb	Ast	Bk	Stl	FG	3FG	FT
21 vs Oakland, 11/19/2016	21	21	21	21	11/19/2016	21	21	11/19/2016
11, three times	11	11	11	11	11/19/2016	11	11	11/19/2016
5, three times	5	5	5	5	11/19/2016	5	5	11/19/2016
5 vs Quincy, 11/25/17	5	5	5	5	11/25/17	5	5	11/25/17
7, five times	7	7	7	7	11/25/17	7	7	11/25/17
3 vs Quincy, 11/25/17	3	3	3	3	11/25/17	3	3	11/25/17
8 vs Loyola-Chicago, 11/12/17	8	8	8	8	11/12/17	8	8	11/12/17



14 • Sh'TOYA SANDERS • (SHU-toy-yuh) • F • Jr. • 6-0 • Fort Wayne, Ind. • Chicago State

Season	GP	GS	MPG	Pts	PPG	RPG	Ast	Bk	Stl	FG%	3FG%	FT%
Career	GP	GS	MPG	Pts	PPG	RPG	Ast	Bk	Stl	FG%	3FG%	FT%

Season High	Pts	38, at Northern Illinois, 11/22/16
	Reb	23, at Northern Illinois, 11/22/16
	Ast	3, three times
	Stl	5, three times
	Bk	6, two times
	FG	11, at Northern Illinois, 11/22/16
	FT	15, at Northern Illinois, 11/22/16
Season High	Career High	